

# Intel® Easy Steps

*A Digital Literacy Program*

SAMPLE: FOR DEMONSTRATION ONLY

## Evaluation Toolkit



# Table of Contents

Introduction.....	1
1. Training Staff Evaluation Resources .....	3
2. Participant Evaluation Resources .....	13
3. Partner Evaluation Resources .....	27



## Introduction

The Intel® Easy Steps Program aims to develop adult technology literacy skills for bridging digital divide through partnerships with governments, businesses and civil society. Under the program, a range of course or content addressing the above is being offered.

Intel Easy Steps Basic Course is a basic technology literacy course that was designed specifically to help adult learners with little or no computer experience to acquire basic technology skills. This course will help participants develop basic understanding of computers through hands-on experience to carry out basic computer applications. In this course, participants will have a chance to use computers to write, to search information using the Internet, to perform simple and complicated calculations, and to create presentations.

The goals of the Basic Course include:

- To introduce users to the basics of computers.
- To help users gain a basic understanding of the operating system.
- To enable users to explore different software applications such as:
  - Word Processing Software
  - Spreadsheets Software
  - Multimedia Software
- To facilitate users to discover the world of Internet and Email.

## Objective of Manual

This set of instruments serve as a guide to formation of evaluation activities within each country where evaluation is needed. Intel provides these instruments to assist the partner agency to craft local evaluation strategies and design.

Intel recommends that the partner agency retains the primary sets of data, and uses the optional sets of data only if needed. In a pilot run, however, Intel recommends that all data be considered to be collected and analyzed, so that all parties can learn from the pilot as much as possible.





# 1. Training Staff Evaluation Resources

---

## Training Staff

---

### Primary

- **Form T1.1 (Pilot):** Training Staff Survey  
**Time:** Once  
**Details:** Completed at conclusion of Staff Training after **initial** pilot training(s) to collect important formative data on training preparation that can be used to improve future training efforts.  
**Sample Size:** All new staff
- **Form T1.2 (Sustaining):** Training Staff Survey  
**Time:** Once  
**Details:** Completed at conclusion of ongoing Staff Training to monitor training efforts.  
**Sample Size:** All new staff

### Recommended

- **Form T2:** Training Staff Survey - *Recommended*  
**Time:** Once  
**Details:** Completed at conclusion of Staff Training to collect trainer perceptions of training related to their role as trainers, beyond the specific curriculum content. This Recommended survey is **encouraged** for the *Pilot* training and may be used *Sustaining* training activities.  
**Sample Size:** All new staff

### Optional

- **Form T3.1:** Training Staff Survey - *Optional*  
**Time:** Once  
**Details:** Completed at conclusion of Staff Training to collect open-ended feedback on trainer perceptions, beyond the specific curriculum content. This Optional survey is **encouraged** for the *Pilot* training and may be used *Sustaining* training activities.  
**Sample Size:** All new staff
- **Form T3.2:** Training Staff Profile - *Optional*  
**Time:** Once  
**Details:** Completed either at the beginning or the conclusion of the Staff Training event to collect basic demographic & skills data on the future trainers. This Optional form is only useful if there are plans for ongoing monitoring of trainer performance.  
**Sample Size:** All new staff

# Training Staff

## Form T1.1 (Pilot) Training Staff Survey

### Primary

Having completed your training, how well-prepared do you feel to do the following activities with your learners? For each item that follows, select the choice that best represents your experience.

	Not at all prepared 1	Moderately prepared 2	Prepared 3	Well prepared 4	Very well prepared 5
<b>1. Computer Basics</b>					
a. Facilitate learners' open exploration of new technology tools.	<input type="checkbox"/>	<input type="checkbox"/>	<input type="checkbox"/>	<input type="checkbox"/>	<input type="checkbox"/>
b. Support learners' identification of computer parts and use of components.	<input type="checkbox"/>	<input type="checkbox"/>	<input type="checkbox"/>	<input type="checkbox"/>	<input type="checkbox"/>
<b>2. Introducing Internet</b>	Not at all prepared 1	Moderately prepared 2	Prepared 3	Well prepared 4	Very well prepared 5
a. Support learners' knowledge of Internet Basics and web browsers.	<input type="checkbox"/>	<input type="checkbox"/>	<input type="checkbox"/>	<input type="checkbox"/>	<input type="checkbox"/>
b. Support learners' knowledge of search engines and download functions.	<input type="checkbox"/>	<input type="checkbox"/>	<input type="checkbox"/>	<input type="checkbox"/>	<input type="checkbox"/>
<b>3. Introducing Word Processing</b>	Not at all prepared 1	Moderately prepared 2	Prepared 3	Well prepared 4	Very well prepared 5
a. Support learners in creating and modifying text for word processing.	<input type="checkbox"/>	<input type="checkbox"/>	<input type="checkbox"/>	<input type="checkbox"/>	<input type="checkbox"/>
b. Help learners follow the process for adding pictures and tables to their work.	<input type="checkbox"/>	<input type="checkbox"/>	<input type="checkbox"/>	<input type="checkbox"/>	<input type="checkbox"/>
c. Help learners create documents that communicate clear messages and match intended purposes.	<input type="checkbox"/>	<input type="checkbox"/>	<input type="checkbox"/>	<input type="checkbox"/>	<input type="checkbox"/>
<b>4. Introducing Spreadsheets</b>	Not at all prepared 1	Moderately prepared 2	Prepared 3	Well prepared 4	Very well prepared 5
a. Support learners in creating and modifying tables.	<input type="checkbox"/>	<input type="checkbox"/>	<input type="checkbox"/>	<input type="checkbox"/>	<input type="checkbox"/>
b. Help learners follow the process for adding and modifying rows, columns and cells in their work.	<input type="checkbox"/>	<input type="checkbox"/>	<input type="checkbox"/>	<input type="checkbox"/>	<input type="checkbox"/>
c. Help learners create basic calculations within their work.	<input type="checkbox"/>	<input type="checkbox"/>	<input type="checkbox"/>	<input type="checkbox"/>	<input type="checkbox"/>



d. Support learners in representing the data in their tables by using graphs.	<input type="checkbox"/>	<input type="checkbox"/>	<input type="checkbox"/>	<input type="checkbox"/>	<input type="checkbox"/>
---	--------------------------	--------------------------	--------------------------	--------------------------	--------------------------

5. Introducing Multimedia	Not at all prepared 1	Moderately prepared 2	Prepared 3	Well prepared 4	Very well prepared 5
a. Support learners in creating and modifying presentations.	<input type="checkbox"/>	<input type="checkbox"/>	<input type="checkbox"/>	<input type="checkbox"/>	<input type="checkbox"/>
b. Help learners follow the process for adding and modifying presentations with text in their work.	<input type="checkbox"/>	<input type="checkbox"/>	<input type="checkbox"/>	<input type="checkbox"/>	<input type="checkbox"/>
c. Help learners follow the process for adding and modifying presentations with pictures, diagrams, & sounds in their work.	<input type="checkbox"/>	<input type="checkbox"/>	<input type="checkbox"/>	<input type="checkbox"/>	<input type="checkbox"/>
d. Help learners follow the process for adding and modifying their presentations with animation and slide effects.	<input type="checkbox"/>	<input type="checkbox"/>	<input type="checkbox"/>	<input type="checkbox"/>	<input type="checkbox"/>

6. Introducing Email	Not at all prepared 1	Moderately prepared 2	Prepared 3	Well prepared 4	Very well prepared 5
a. Support learners in creating an email account.	<input type="checkbox"/>	<input type="checkbox"/>	<input type="checkbox"/>	<input type="checkbox"/>	<input type="checkbox"/>
b. Support learners in navigating the features of an email account	<input type="checkbox"/>	<input type="checkbox"/>	<input type="checkbox"/>	<input type="checkbox"/>	<input type="checkbox"/>
c. Help learners follow the process for composing and sending and reading a message.	<input type="checkbox"/>	<input type="checkbox"/>	<input type="checkbox"/>	<input type="checkbox"/>	<input type="checkbox"/>

7. Did you use any of the supplemental Activity Cards? <sub>1</sub> Yes, <sub>2</sub> No

8. If so, please let us know which cards you used and any comments that will help us improve these.

---



---



---



---



---



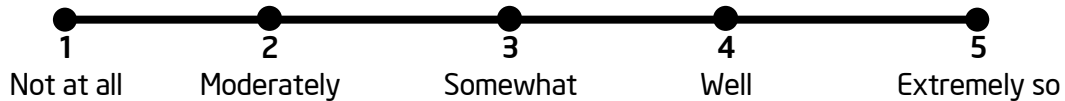
---

## Form T1.2 (Sustaining) Training Staff Survey

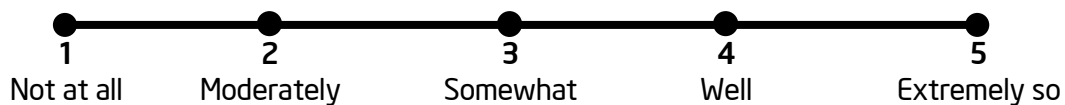
### Primary

To what extent do you feel the Staff Training has prepared you to facilitate the following Modules? Circle the number that best represents your response:

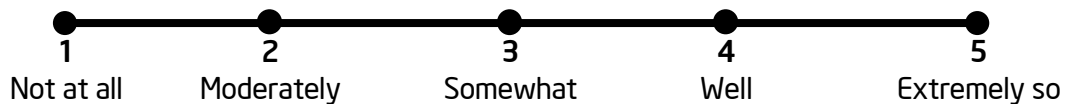
1. Introducing Computers:



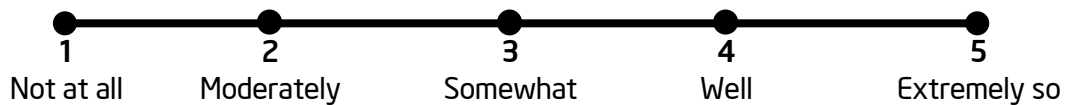
2. Introducing Microsoft\* Windows:



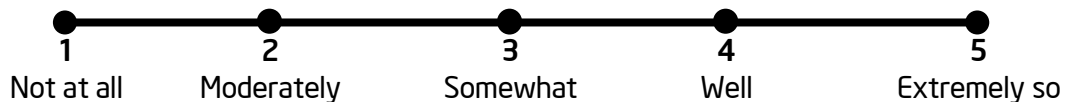
3. Introducing Word Processing:



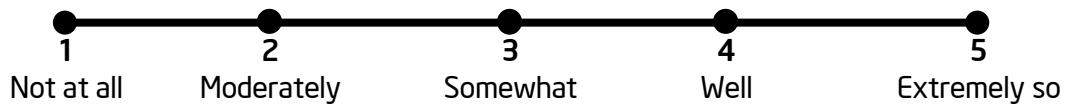
4. Introducing Spreadsheets:




5. Introducing Multimedia:



6. Introducing Internet:



7. Did you use any of the supplemental Activity Cards:



8. If so, please let us know which cards you used any comments that will help us improve these.

---

---

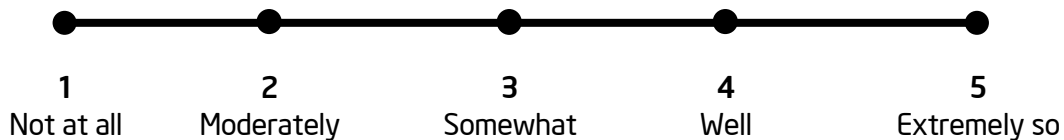
---

## Form T2 Training Staff Survey

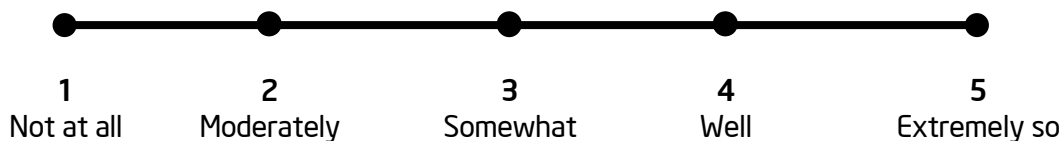
### Recommended

Having completed your training, how well-prepared do you feel the training has prepared you to lead a training session on your own? For each item that follows, circle the choice that best represents your experience.

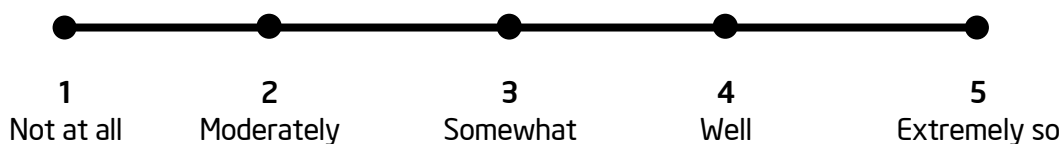
9. To what extent do you feel the Staff Training has prepared you to facilitate according to a method different from more traditional methods? Circle one number:



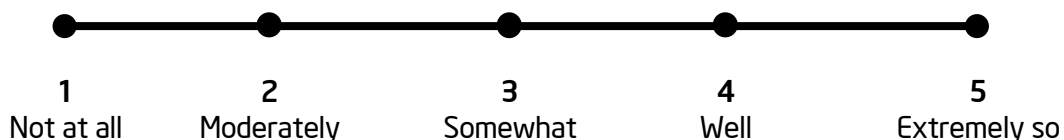
10. To what extent do the Staff Manual and related materials provide you with the resources you need to facilitate the course with learners? Circle one number:



11. To what extent do you feel you will need additional training or support to be able to address challenges that arise while you are facilitating the course? Circle one number:



12. Overall, how well do you think the Staff Training has prepared you to facilitate the course? Circle one number:



13. How could the Staff Training be improved? Please explain:

---

---

---

---

---

## Form T3.1 Training Staff Survey

---

### Optional

Having completed your training, please take a moment to provide feedback on the modules included in the Digital Inclusion Program. Your feedback will provide valuable information that will help us improve the content. Thank you.

#### 14. Module 1: Introducing Computers

a. The time spent on this module was: <sub>1</sub> Too Slow, <sub>2</sub> Just Right, <sub>3</sub> Too Fast

b. What, if any, types of problems did you have while completing your training in this module?

---

---

c. What, if any, would you recommend to improve this module?

---

---

#### 15. Module 2: Introducing Microsoft\* Windows

a. The time spent on this module was: <sub>1</sub> Too Slow, <sub>2</sub> Just Right, <sub>3</sub> Too Fast

b. What, if any, types of problems did you have while completing your training in this module?

---

---

c. What, if any, would you recommend to improve this module?

---

---

#### 16. Module 3: Introducing Word Processing

a. The time spent on this module was: <sub>1</sub> Too Slow, <sub>2</sub> Just Right, <sub>3</sub> Too Fast

b. What, if any, types of problems did you have while completing your training in this module?

---

---

c. What, if any, would you recommend to improve this module?

---

---

#### 17. Module 4: Introducing Spreadsheets

a. The time spent on this module was: <sub>1</sub> Too Slow, <sub>2</sub> Just Right, <sub>3</sub> Too Fast

b. What, if any, types of problems did you have while completing your training in this module?

---

c. What, if any, would you recommend to improve this module?

---

---

**18. Module 5: Introducing Multimedia**

a. The time spent on this module was: <sub>1</sub> To Slow, <sub>2</sub> Just Right, <sub>3</sub> Too Fast

b. What, if any, types of problems did you have while completing your training in this module?

---

---

c. What, if any, would you recommend to improve this module?

---

---

**19. Module 6: Introducing Internet**

a. The time spent on this module was: <sub>1</sub> To Slow, <sub>2</sub> Just Right, <sub>3</sub> Too Fast

b. What, if any, types of problems did you have while completing your training in this module?

---

---

c. What, if any, would you recommend to improve this module?

---

---

## Form T3.2 Training Staff Profile

### Optional

Please take a moment to tell us about yourself and to provide your perspective on the Intel® Digital Inclusion Project training process by answering the following questions about the activities & materials.

[If desired by the partner agency, other demographic items can be considered here]

1. Occupation: \_\_\_\_\_ 2. Gender: <sub>1</sub> M, <sub>2</sub> F

3. Age:

- |  |  |  |
|--|--|--|
| <input type="checkbox"/> <sub>1</sub> Age 17 to 20 | <input type="checkbox"/> <sub>4</sub> Age 31 to 35 | <input type="checkbox"/> <sub>7</sub> Age 46 to 50 |
| <input type="checkbox"/> <sub>2</sub> Age 21 to 25 | <input type="checkbox"/> <sub>5</sub> Age 36 to 40 | <input type="checkbox"/> <sub>8</sub> Age 50 to 55 |
| <input type="checkbox"/> <sub>3</sub> Age 26 to 30 | <input type="checkbox"/> <sub>6</sub> Age 41 to 45 | <input type="checkbox"/> <sub>9</sub> Age 55 above |

4. Where is the location you use a computer, the most? ( check the one item that applies best)

- <sub>1</sub> Home    <sub>2</sub> Work    <sub>3</sub> Internet Café    <sub>4</sub> Other

5. How frequently do you use a computer? ( check the one item that applies best)

- <sub>1</sub> Monthly    <sub>2</sub> Weekly    <sub>3</sub> Some days a week    <sub>4</sub> Daily    <sub>5</sub> Many times a Day

6. How often do you use the computer for the following purposes?

	Monthly <sub>1</sub>	Weekly <sub>2</sub>	Some days a week <sub>3</sub>	Daily <sub>4</sub>	Many times a Day <sub>5</sub>
a. Gaming/Recreational					
b. Internet Use					
c. Writing correspondence					
d. Math/Science calculations					
e. Presentations					
f. Email					
g. Images/Graphics					
h. Music					

7. Who has taught you the most about computers?

- <sub>1</sub> Family    <sub>2</sub> Friends    <sub>3</sub> Co-workers    <sub>4</sub> A training course    <sub>5</sub> I taught myself

8. Have you ever taught a computer training course? <sub>1</sub> Yes, <sub>2</sub> No





## 2. Participant Evaluation Resources

---

### Primary

- **Form P1.1:** Attendance Reporting - *Primary*  
**Time:** Once at end of Training  
**Details:** Training Staff completes and reports according to established criteria  
**Sample Size:** All Training sessions & all Participants
- **Form P1.2:** Participant End of Training Survey - *Primary*  
**Time:** Once  
**Details:** Participants complete the survey at conclusion of Training to monitor training efforts.  
**Sample Size:** All new Participants

### Recommended

- **Form P2.1:** Participant Profile - *Recommended*  
**Time:** Once  
**Details:** Completed either at the beginning or the conclusion of the Training event to collect basic demographic & skills data on the Participants. The participant profile is **encouraged** if pre & post test data will not be collected.  
**Sample Size:** All new participants
- **Form P2.2:** Participant Pre-Training Survey - *Recommended*  
**Time:** Once  
**Details:** Participants complete the instrument prior to the course training to collect Pre-Test data on existing ICT knowledge/skills. This data will be compared to Post-Test data to measure knowledge/skills gained by Participants.  
**Sample Size:** All new Participants
- **Form P2.3:** Participant Post-Training Survey - *Recommended*  
**Time:** Once  
**Details:** Participants complete the instrument at the conclusion of the course training to collect Post-Test data on ICT knowledge/skills. This data will be compared to Pre-Test data to measure knowledge/skills gained by Participants.  
**Sample Size:** All new Participants

### Optional

- **Form 3.1:** Participant Interview Questionnaire - *Optional*  
**Time:** Flexible  
**Details:** The instrument is **most useful** during early or pilot training sessions as the data collected can be used to make improvements/edits to the course or curriculum before additional training activities. In addition, the interviews can also be used at any time to capture a 'snapshot' of the how the course is being received by participants.  
**Sample Size:** Flexible, consideration should be given to a **purposive** sample that represents the various ages, gender, and work history, geographic, and most importantly – trainer variety of the program.
- **Form 3.2:** Participant Observation Guide - *Optional*  
**Time:** Flexible  
**Details:** The instrument is **most useful** during early or pilot training sessions as the data collected can be used to make improvements/edits to the course or curriculum before additional training activities. In addition, the observations can also be used at any time to capture a 'snapshot' of the how the course is being received by participants.  
**Sample Size:** Flexible, consideration should be given to a **purposive** sample that represents the various geographic, and most importantly – trainer variety of the program.

## Form P1.1 Participant Attendance Reporting

### Primary

Please report the following types of attendance data for the training session using the Sample Attendance Reporting Table (below). This table helps you report your final numbers for the whole batch at the end of the batch.

1. Please indicate the number of Learners:
  - a. Number of Learners that Started the training: \_\_\_\_\_
  - b. Number of Learners that Completed the training: \_\_\_\_\_
2. Please indicate the Gender of Participants:
  - a. Number of Males: \_\_\_\_\_
  - b. Number of Females: \_\_\_\_\_
3. Please indicate the Age of Participants:

Age 17 to 20: _____ <sub>a</sub>	Age 31 to 35: _____ <sub>d</sub>	Age 46 to 50: _____ <sub>g</sub>
Age 21 to 25: _____ <sub>b</sub>	Age 36 to 40: _____ <sub>e</sub>	Age 50 to 55: _____ <sub>h</sub>
Age 26 to 30: _____ <sub>c</sub>	Age 41 to 45: _____ <sub>f</sub>	Age 55 above: _____ <sub>i</sub>

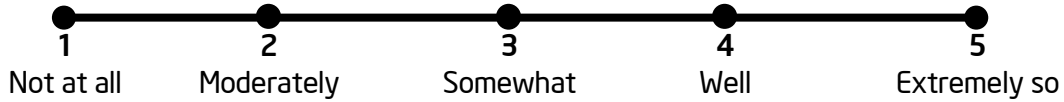
### Sample Attendance Reporting Table

Trainer Name: _____					<b>Number</b>
Date of Training: _____ Location: _____					
Learners that Started					
Learners that Completed					
<i>Of those learners who completed this training session:</i>					
Number of Males					
Number of Females					
Learners aged 17 - 20		Learners aged 31 - 35		Learners aged 46 - 50	
Learners aged 21 - 25		Learners aged 36 - 40		Learners aged 51 - 55	
Learners aged 26 - 30		Learners aged 41 - 45		Learners aged 55 +	

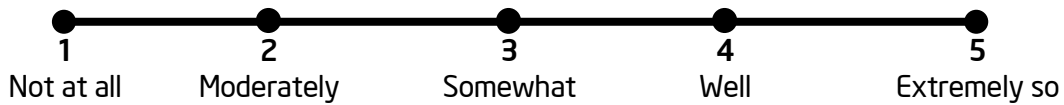
**Form P1.2 Participant End of Training Survey - Primary**

1. To what extent do you feel the course training has accomplished its learning objectives to provide learners with the skills and knowledge in the use of technology? Circle the number that best represents your response:

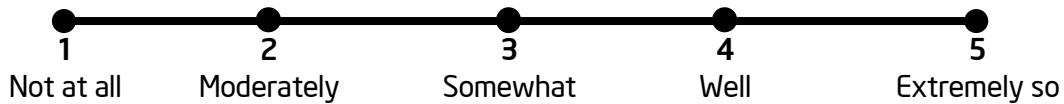
a. **Introducing Computers:**



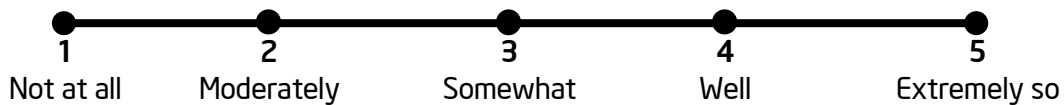
b. **Introducing Microsoft\* Windows:**



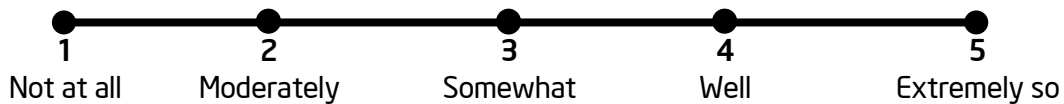
c. **Introducing Word Processing:**



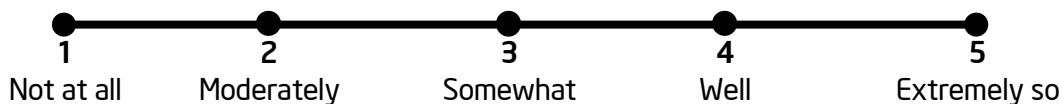
d. **Introducing Spreadsheets:**




e. **Introducing Multimedia:**



f. **Introducing Internet:**



g. **Did you use any of the supplemental Activity Cards:**



h. **If so, please let us know which cards you used any comments that will help us improve these.**

---



---



---

Participant Evaluation Resources

We are interested in learning more about the outcomes of the Basic Course. Your participation in this survey is voluntary, and your information will be kept confidential. Before you begin your training, please take a moment to answer the following questions.

check the one item that applies best.

2. Please take a moment to tell us about the reason you participated in the course:	Strongly Disagree 1	Disagree 2	Neutral 3	Agree 4	Strongly Agree 5
a. It was a request from an official in my place of work.	<input type="checkbox"/>	<input type="checkbox"/>	<input type="checkbox"/>	<input type="checkbox"/>	<input type="checkbox"/>
b. It was my desire to perform at a level of technical proficiency similar to my peers within my place of work.	<input type="checkbox"/>	<input type="checkbox"/>	<input type="checkbox"/>	<input type="checkbox"/>	<input type="checkbox"/>
c. It was my desire to learn ICT skills for my career development.	<input type="checkbox"/>	<input type="checkbox"/>	<input type="checkbox"/>	<input type="checkbox"/>	<input type="checkbox"/>
d. It was my desire to learn ICT skills to apply to household management activities.	<input type="checkbox"/>	<input type="checkbox"/>	<input type="checkbox"/>	<input type="checkbox"/>	<input type="checkbox"/>
e. It was my desire to learn ICT skills to support my child's schoolwork.	<input type="checkbox"/>	<input type="checkbox"/>	<input type="checkbox"/>	<input type="checkbox"/>	<input type="checkbox"/>
f. It was my individual desire to increase my computer knowledge.	<input type="checkbox"/>	<input type="checkbox"/>	<input type="checkbox"/>	<input type="checkbox"/>	<input type="checkbox"/>

3. Please take a moment to tell us about your attitudes toward the instruction:	Strongly Disagree 1	Disagree 2	Neutral 3	Agree 4	Strongly Agree 5
a. The format of the course encouraged students to learn.	<input type="checkbox"/>	<input type="checkbox"/>	<input type="checkbox"/>	<input type="checkbox"/>	<input type="checkbox"/>
b. The instructor was knowledgeable about the content presented.	<input type="checkbox"/>	<input type="checkbox"/>	<input type="checkbox"/>	<input type="checkbox"/>	<input type="checkbox"/>
c. The instructor responded to questions in an informative, appropriate and satisfactory manner.	<input type="checkbox"/>	<input type="checkbox"/>	<input type="checkbox"/>	<input type="checkbox"/>	<input type="checkbox"/>
d. The teaching techniques and technology use together, enhanced my learning experience.	<input type="checkbox"/>	<input type="checkbox"/>	<input type="checkbox"/>	<input type="checkbox"/>	<input type="checkbox"/>
e. I felt comfortable in asking questions in this course.	<input type="checkbox"/>	<input type="checkbox"/>	<input type="checkbox"/>	<input type="checkbox"/>	<input type="checkbox"/>
f. Overall, I am satisfied with the learning environment created in this course.	<input type="checkbox"/>	<input type="checkbox"/>	<input type="checkbox"/>	<input type="checkbox"/>	<input type="checkbox"/>

4. Please take a moment to tell us about your attitudes towards the course:	Strongly Disagree 1	Disagree 2	Neutral 3	Agree 4	Strongly Agree 5
a. The course is focused on developing technology skills which could be used in everyday life.	<input type="checkbox"/>	<input type="checkbox"/>	<input type="checkbox"/>	<input type="checkbox"/>	<input type="checkbox"/>
b. The activities covering the exploration of the various technology areas were useful in helping me develop basic skills.	<input type="checkbox"/>	<input type="checkbox"/>	<input type="checkbox"/>	<input type="checkbox"/>	<input type="checkbox"/>
c. The activities covering the exploration of various technology areas were useful in helping me develop necessary skills.	<input type="checkbox"/>	<input type="checkbox"/>	<input type="checkbox"/>	<input type="checkbox"/>	<input type="checkbox"/>

d. The steps listed in the guided practice sessions were useful in helping me develop the different items.	<input type="checkbox"/>	<input type="checkbox"/>	<input type="checkbox"/>	<input type="checkbox"/>	<input type="checkbox"/>
e. The course materials were useful and easy to understand.	<input type="checkbox"/>	<input type="checkbox"/>	<input type="checkbox"/>	<input type="checkbox"/>	<input type="checkbox"/>
f. The course provides enough time for each session.	<input type="checkbox"/>	<input type="checkbox"/>	<input type="checkbox"/>	<input type="checkbox"/>	<input type="checkbox"/>
g. The format of the course encouraged students to learn.	<input type="checkbox"/>	<input type="checkbox"/>	<input type="checkbox"/>	<input type="checkbox"/>	<input type="checkbox"/>
h. Overall, I am satisfied with what I was able to accomplish as a result of this course.	<input type="checkbox"/>	<input type="checkbox"/>	<input type="checkbox"/>	<input type="checkbox"/>	<input type="checkbox"/>

**Form P2.1 Participant Profile**

**Recommended**

Please take a moment to tell us about yourself and to provide your perspective on the Intel® Digital Inclusion Project training process by answering the following questions about the activities & materials.

1. Occupation: \_\_\_\_\_

2. Gender: <sub>1</sub> M, <sub>2</sub> F

3. Age:

<sub>1</sub> Age 17 to 20

<sub>4</sub> Age 31 to 35

<sub>7</sub> Age 46 to 50

<sub>2</sub> Age 21 to 25

<sub>5</sub> Age 36 to 40

<sub>8</sub> Age 50 to 55

<sub>3</sub> Age 26 to 30

<sub>6</sub> Age 41 to 45

<sub>9</sub> Age 55 above

4. Where is the location you use a computer, the most? ( check the one item that applies best)

<sub>1</sub> Home

<sub>2</sub> Work

<sub>3</sub> Internet Café

<sub>4</sub> Other

5. How frequently do you use a computer? ( check the one item that applies best)

<sub>1</sub> Monthly

<sub>2</sub> Weekly

<sub>3</sub> Some days a week

<sub>4</sub> Daily

<sub>5</sub> Many times a Day

6. How often do you use the computer for the following purposes?

	Monthly <sub>1</sub>	Weekly <sub>2</sub>	Some days a week <sub>3</sub>	Daily <sub>4</sub>	Many times a Day <sub>5</sub>
a. Gaming/Recreational					
b. Internet Use					
c. Writing correspondence					
d. Math/Science calculations					
e. Presentations					
f. Email					
g. Images/Graphics					
h. Music					

7. Who has taught you the most about computers?

<sub>1</sub> Family

<sub>2</sub> Friends

<sub>3</sub> Co-workers

<sub>4</sub> A training course

<sub>5</sub> I taught myself

Do you have access to the internet at home? <sub>1</sub> Yes, <sub>2</sub> No

## Form P2.2 Participant Pre-Training Survey

### Recommended

We are interested in learning more about the outcomes of the Basic Course. Your participation in this survey is voluntary, and your information will be kept confidential. Before you begin your training, please take a moment to answer the following questions.

check the one item that applies best.

Skills	Yes	No
<b>1. Basic Computer Skills</b>		
a. I can name the different parts of a computer.	<input type="checkbox"/> <sub>1</sub>	<input type="checkbox"/> <sub>2</sub>
b. I know about the functions of different parts of a computer.	<input type="checkbox"/> <sub>1</sub>	<input type="checkbox"/> <sub>2</sub>
c. I can turn on the computer.	<input type="checkbox"/> <sub>1</sub>	<input type="checkbox"/> <sub>2</sub>
d. I can identify the different keys of keyboard.	<input type="checkbox"/> <sub>1</sub>	<input type="checkbox"/> <sub>2</sub>
e. I know functions of the keys of keyboard.	<input type="checkbox"/> <sub>1</sub>	<input type="checkbox"/> <sub>2</sub>
f. I know how to hold and move the mouse.	<input type="checkbox"/> <sub>1</sub>	<input type="checkbox"/> <sub>2</sub>
<b>2. Microsoft Windows*</b>		
a. I know about Windows desktop.	<input type="checkbox"/> <sub>1</sub>	<input type="checkbox"/> <sub>2</sub>
b. I can identify the parts of a Window.	<input type="checkbox"/> <sub>1</sub>	<input type="checkbox"/> <sub>2</sub>
c. I can use the Start Button and Start Menu.	<input type="checkbox"/> <sub>1</sub>	<input type="checkbox"/> <sub>2</sub>
d. I can use the Task Bar.	<input type="checkbox"/> <sub>1</sub>	<input type="checkbox"/> <sub>2</sub>
e. I can create folders and subfolders.	<input type="checkbox"/> <sub>1</sub>	<input type="checkbox"/> <sub>2</sub>
f. I can switch off the computer	<input type="checkbox"/> <sub>1</sub>	<input type="checkbox"/> <sub>2</sub>
<b>3. Word Processing</b>		
a. I can type and change words.	<input type="checkbox"/> <sub>1</sub>	<input type="checkbox"/> <sub>2</sub>
b. I can change the look of words.	<input type="checkbox"/> <sub>1</sub>	<input type="checkbox"/> <sub>2</sub>
c. I can make the paragraph and words look good.	<input type="checkbox"/> <sub>1</sub>	<input type="checkbox"/> <sub>2</sub>
d. I can insert pictures.	<input type="checkbox"/> <sub>1</sub>	<input type="checkbox"/> <sub>2</sub>
e. I can insert tables.	<input type="checkbox"/> <sub>1</sub>	<input type="checkbox"/> <sub>2</sub>
f. I can apply page borders.	<input type="checkbox"/> <sub>1</sub>	<input type="checkbox"/> <sub>2</sub>
<b>4. Spreadsheet</b>		
a. I can enter and edit text and numbers in a Spreadsheet.	<input type="checkbox"/> <sub>1</sub>	<input type="checkbox"/> <sub>2</sub>
b. I can move around the spreadsheet.	<input type="checkbox"/> <sub>1</sub>	<input type="checkbox"/> <sub>2</sub>
c. I can perform simple calculation and apply a formula.	<input type="checkbox"/> <sub>1</sub>	<input type="checkbox"/> <sub>2</sub>
d. I can combine and merge cells.	<input type="checkbox"/> <sub>1</sub>	<input type="checkbox"/> <sub>2</sub>
e. I can format cell and change height and width of rows and columns.	<input type="checkbox"/> <sub>1</sub>	<input type="checkbox"/> <sub>2</sub>
f. I can create chart and define chart type.	<input type="checkbox"/> <sub>1</sub>	<input type="checkbox"/> <sub>2</sub>
g. I can save a spreadsheet.	<input type="checkbox"/> <sub>1</sub>	<input type="checkbox"/> <sub>2</sub>
<b>5. Multimedia</b>		
a. I can create a new presentation.	<input type="checkbox"/> <sub>1</sub>	<input type="checkbox"/> <sub>2</sub>
b. I can create slides with various layouts.	<input type="checkbox"/> <sub>1</sub>	<input type="checkbox"/> <sub>2</sub>
c. I can edit slides.	<input type="checkbox"/> <sub>1</sub>	<input type="checkbox"/> <sub>2</sub>
d. I can apply design templates to slides.	<input type="checkbox"/> <sub>1</sub>	<input type="checkbox"/> <sub>2</sub>
e. I can insert picture and clipart to slides.	<input type="checkbox"/> <sub>1</sub>	<input type="checkbox"/> <sub>2</sub>
f. I can insert table in slides.	<input type="checkbox"/> <sub>1</sub>	<input type="checkbox"/> <sub>2</sub>

Participant Evaluation Resources

g. I can apply animation.	<input type="checkbox"/> 1	<input type="checkbox"/> 2
h. I can save a presentation.	<input type="checkbox"/> 1	<input type="checkbox"/> 2
i. I can start a slide show	<input type="checkbox"/> 1	<input type="checkbox"/> 2
<b>6. Internet &amp; Email</b>		
a. I know about internet, World Wide Web, browser and Web address.	<input type="checkbox"/> 1	<input type="checkbox"/> 2
b. I can start web browser.	<input type="checkbox"/> 1	<input type="checkbox"/> 2
c. I am able to search the Web using search engines.	<input type="checkbox"/> 1	<input type="checkbox"/> 2
d. I can download and save images.	<input type="checkbox"/> 1	<input type="checkbox"/> 2
e. I know about Email.	<input type="checkbox"/> 1	<input type="checkbox"/> 2
f. I can check my Email account.	<input type="checkbox"/> 1	<input type="checkbox"/> 2
g. I can send, check and reply Email messages.	<input type="checkbox"/> 1	<input type="checkbox"/> 2
h. I can sign out of my Email account.	<input type="checkbox"/> 1	<input type="checkbox"/> 2

Thank you for your time and thoughts.

**THANK YOU!**



## Form P2.3 Participant Post-Training Survey

We are interested in learning more about the outcomes of the Basic ICT Literacy Course. Your participation in this survey is voluntary, and your information will be kept confidential. Following your training, please take a moment to answer the following questions.  check the one item that applies best.

Skills	Yes	No
<b>1. Basic Computer Skills</b>		
g. I can name the different parts of a computer.	<input type="checkbox"/> <sub>1</sub>	<input type="checkbox"/> <sub>2</sub>
h. I know about the functions of different parts of a computer.	<input type="checkbox"/> <sub>1</sub>	<input type="checkbox"/> <sub>2</sub>
i. I can turn on the computer.	<input type="checkbox"/> <sub>1</sub>	<input type="checkbox"/> <sub>2</sub>
j. I can identify the different keys of keyboard.	<input type="checkbox"/> <sub>1</sub>	<input type="checkbox"/> <sub>2</sub>
k. I know functions of the keys of keyboard.	<input type="checkbox"/> <sub>1</sub>	<input type="checkbox"/> <sub>2</sub>
l. I know how to hold and move the mouse.	<input type="checkbox"/> <sub>1</sub>	<input type="checkbox"/> <sub>2</sub>
<b>2. Microsoft Windows*</b>		
g. I know about Windows desktop.	<input type="checkbox"/> <sub>1</sub>	<input type="checkbox"/> <sub>2</sub>
h. I can identify the parts of a Window.	<input type="checkbox"/> <sub>1</sub>	<input type="checkbox"/> <sub>2</sub>
i. I can use the Start Button and Start Menu.	<input type="checkbox"/> <sub>1</sub>	<input type="checkbox"/> <sub>2</sub>
j. I can use the Task Bar.	<input type="checkbox"/> <sub>1</sub>	<input type="checkbox"/> <sub>2</sub>
k. I can create folders and subfolders.	<input type="checkbox"/> <sub>1</sub>	<input type="checkbox"/> <sub>2</sub>
l. I can switch off the computer	<input type="checkbox"/> <sub>1</sub>	<input type="checkbox"/> <sub>2</sub>
<b>3. Word Processing</b>		
g. I can type and change words.	<input type="checkbox"/> <sub>1</sub>	<input type="checkbox"/> <sub>2</sub>
h. I can change the look of words.	<input type="checkbox"/> <sub>1</sub>	<input type="checkbox"/> <sub>2</sub>
i. I can make the paragraph and words look good.	<input type="checkbox"/> <sub>1</sub>	<input type="checkbox"/> <sub>2</sub>
j. I can insert pictures.	<input type="checkbox"/> <sub>1</sub>	<input type="checkbox"/> <sub>2</sub>
k. I can insert tables.	<input type="checkbox"/> <sub>1</sub>	<input type="checkbox"/> <sub>2</sub>
l. I can apply page borders.	<input type="checkbox"/> <sub>1</sub>	<input type="checkbox"/> <sub>2</sub>
<b>4. Spreadsheet</b>		
h. I can enter and edit text and numbers in a Spreadsheet.	<input type="checkbox"/> <sub>1</sub>	<input type="checkbox"/> <sub>2</sub>
i. I can move around the spreadsheet.	<input type="checkbox"/> <sub>1</sub>	<input type="checkbox"/> <sub>2</sub>
j. I can perform simple calculation and apply a formula.	<input type="checkbox"/> <sub>1</sub>	<input type="checkbox"/> <sub>2</sub>
k. I can combine and merge cells.	<input type="checkbox"/> <sub>1</sub>	<input type="checkbox"/> <sub>2</sub>
l. I can format cell and change height and width of rows and columns.	<input type="checkbox"/> <sub>1</sub>	<input type="checkbox"/> <sub>2</sub>
m. I can create chart and define chart type.	<input type="checkbox"/> <sub>1</sub>	<input type="checkbox"/> <sub>2</sub>
n. I can save a spreadsheet.	<input type="checkbox"/> <sub>1</sub>	<input type="checkbox"/> <sub>2</sub>
<b>5. Multimedia</b>		
j. I can create a new presentation.	<input type="checkbox"/> <sub>1</sub>	<input type="checkbox"/> <sub>2</sub>
k. I can create slides with various layouts.	<input type="checkbox"/> <sub>1</sub>	<input type="checkbox"/> <sub>2</sub>
l. I can edit slides.	<input type="checkbox"/> <sub>1</sub>	<input type="checkbox"/> <sub>2</sub>
m. I can apply design templates to slides.	<input type="checkbox"/> <sub>1</sub>	<input type="checkbox"/> <sub>2</sub>
n. I can insert picture and clipart to slides.	<input type="checkbox"/> <sub>1</sub>	<input type="checkbox"/> <sub>2</sub>
o. I can insert table in slides.	<input type="checkbox"/> <sub>1</sub>	<input type="checkbox"/> <sub>2</sub>
p. I can apply animation.	<input type="checkbox"/> <sub>1</sub>	<input type="checkbox"/> <sub>2</sub>

Participant Evaluation Resources

q. I can save a presentation.	<input type="checkbox"/> 1	<input type="checkbox"/> 2
r. I can start a slide show	<input type="checkbox"/> 1	<input type="checkbox"/> 2
<b>F. Internet &amp; Email</b>		
i. I know about internet, World Wide Web, browser and Web address.	<input type="checkbox"/> 1	<input type="checkbox"/> 2
j. I can start web browser.	<input type="checkbox"/> 1	<input type="checkbox"/> 2
k. I am able to search the Web using search engines.	<input type="checkbox"/> 1	<input type="checkbox"/> 2
l. I can download and save images.	<input type="checkbox"/> 1	<input type="checkbox"/> 2
m. I know about Email.	<input type="checkbox"/> 1	<input type="checkbox"/> 2
n. I can check my Email account.	<input type="checkbox"/> 1	<input type="checkbox"/> 2
o. I can send, check and reply Email messages.	<input type="checkbox"/> 1	<input type="checkbox"/> 2
p. I can sign out of my Email account.	<input type="checkbox"/> 1	<input type="checkbox"/> 2

Comments:

---



---



---

Thank you for your time and thoughts.

**THANK YOU!**

## Form P3.1 Participant Interview Questionnaire

---

### Optional

Interviews are structured conversations with research subjects that generate a consistent body of information across subjects. Interviews are usually designed to be conducted with specific types of people (i.e., trainers or learners). They are useful for gathering in-depth information about participants' experiences with the program and what they have learned. The following questions are intended to provide guidance and structure the interview process so the evaluator can focus on specific issues that are relevant to the goals of the evaluation. The evaluator should recognize that these questions are guides and each individual response may require additional questions to understand the perceptions of the learner.

1. How did you come to take part in the Intel Easy Steps Basic Course project?

---

---

---

---

2. What were you told about the course at the start?

---

---

---

---

3. Has the course met your expectations?

---

---

---

---

4. Have you enjoyed the course?

---

---

---

---

5. Which parts did you like?

---

---

---

---

Participant Evaluation Resources

---

6. Which parts did you not like?

---

---

---

---

7. How do you think the course could be improved?

---

---

---

---

8. Do you think it is equally suited to males & females?

---

---

---

---

9. Has the course influenced your decisions/opinions about your career options?

---

---

---

---

10. Have you anything else you would like to say about the course?

---

---

---

---

## Form P3.2 Participant Observation Guide

### Optional

Observation is a process of watching and recording specific aspects of a given event and allows an evaluator to determine exactly how particular dimensions of a given event are unfolding. Observation is often used to help determine if the program is being implemented as intended, or how participants or learners are responding to the key messages of a program.

This guide describes the type of information that should be gathered in each section of the protocol. The protocol starts by recording basic information including date, time of the day when training starts, observer name, trainer name, location of training, and number of participants.

#### **Brief description of the room:**

This information can help to explain logistical or technical obstacles that may arise during the training, or choices the trainer might make to modify the sequence or focus of the training.

#### **Brief description of the training:**

This entire section is to be filled in after the observation session. This section asks the observer to note which modules were taught, the trainer's level of comfort conducting the training, and the participants' reactions to the experience. There is also a section to note challenges and difficulties that emerged during the training period observed.

**Time started:** The observer records the time of every snapshot observation

**Module:** Include the module name and number here.

#### **Snapshot observations:**

This section structures a process that should be completed at regular intervals for the duration of the observation period. The observer writes down brief notes describing what is happening in the classroom at that moment. Options for what to document in this section are may include:

##### **1. What is the training activity?**

- a. Lecture. Trainer is talking or presenting material and participants are listening.
- b. Whole Group Discussion. Trainer is leader but there is interaction between trainer and participants.
- c. Activity. Participants work on computers to create their documents.
- d. Other. Please describe in detail.

##### **2. What is the trainer doing? The trainer could be in any of these roles.**

- a. Leader. Trainer directs the course with or without participant interaction/participation.
- b. Facilitator. Trainer assists and engages participants as they work independently or in groups.
- c. Observer/Monitor. Trainer watches participants but does not engage in content-related discussion unless approached by participant.
- d. Other. Please describe.

##### **3. What are the participants doing? Possible descriptions of what they are doing are:**

- a. Independent Work. Participants work on activities by themselves.
- b. Group Work. Participants work in groups doing a collaborative activity.
- c. Interacting with Trainer. Participants respond to trainer questions.
- d. Passive Listening: Participants listen to trainer, TV, or other media.
- e. Other. Please describe.



## 3. Partner Evaluation Resources

### Primary

- **Form C1.1:** Client Satisfaction Survey - *Primary*  
**Time:** Once at the end of program implementation  
**Details:** Key contact from partner organization complete the survey  
**Sample Size:** All partner organization

## Form C1.1. Client Satisfaction Survey

### GOAL

The objective of this survey is to assess our partner agency’s satisfaction level with the Intel Easy Steps Program. This questionnaire will assess partner’s satisfaction with the program’s alignment to policy, ease of implementation, and success in providing basic technology literacy skills. It also asks for a rating of the overall engagement with Intel in implementing the program.

### WHO


Intel asks that one key contact from the partner organization take a few minutes to score the items below. The respondent answers should represent the organization.

### HOW


Intel requests that this questionnaire be completed before a scheduled business or program review with Intel. Typically, it will be requested at the concluding point of Intel Easy Steps Program implementation. It may also be requested again at mid-point or the end of program implementation, or the end of the program year.

*Please circle the number that most closely corresponds to your agency’s level of satisfaction on each item*

1. The Intel Easy Steps Program is aligned to government policy.



2. The Intel Easy Steps Program is aligned to organizational goals.





3. The course content and self-instructional materials (training materials and activity cards) were well organized.



4. The implementation toolkit was well organized and helpful to my agency/organization.



5. The course materials and self-instruction materials were easy to deploy/administer.



6. My program participants (learners) acquired appropriate basic technology literacy skills.



7. Our agency received excellent cooperation and assistance from Intel in implementing the program.




8. My agency/organizations' satisfaction with the overall experience of deploying the Intel Easy Steps Program.



9. Any additional comments or recommendations to improve the program?

Thank you.





[www.intel.com/education](http://www.intel.com/education)

Government  
Logo

Other Organisation  
Logo

Other Organisation  
Logo

Other Organisation  
Logo

Other Organisation  
Logo

---