

Intel® Server Board S1400SP
Intel® Server System R1000SP
Spares/Accessories List and
Configuration Guide

A reference guide to assist customers in ordering the necessary components to configure the Intel® Server Family S1400SP.



Revision 1.4

April 2013

Enterprise Platforms and Services Marketing



Revision History

INFORMATION IN THIS DOCUMENT IS PROVIDED IN CONNECTION WITH INTEL® PRODUCTS. NO LICENSE, EXPRESS OR IMPLIED, BY ESTOPPEL OR OTHERWISE, TO ANY INTELLECTUAL PROPERTY RIGHTS IS GRANTED BY THIS DOCUMENT. EXCEPT AS PROVIDED IN INTEL'S TERMS AND CONDITIONS OF SALE FOR SUCH PRODUCTS, INTEL ASSUMES NO LIABILITY WHATSOEVER, AND INTEL DISCLAIMS ANY EXPRESS OR IMPLIED WARRANTY, RELATING TO SALE AND/OR USE OF INTEL PRODUCTS INCLUDING LIABILITY OR WARRANTIES RELATING TO FITNESS FOR A PARTICULAR PURPOSE, MERCHANTABILITY, OR INFRINGEMENT OF ANY PATENT, COPYRIGHT OR OTHER INTELLECTUAL PROPERTY RIGHT.

Intel products are not intended for use in medical, life saving, life sustaining applications. Intel may make changes to specifications and product descriptions at any time, without notice.

Intel server boards, server chassis, and processors may contain design defects or errors known as errata, which may cause the product to deviate from published specifications. Current characterized errata are available on request.

Intel, Intel Xeon, Pentium, and the Intel logo are trademarks or registered trademarks of Intel Corporation or its subsidiaries in the United States and other countries.

*Other names and brands may be claimed as the property of others.

Copyright © 2013, Intel Corporation

Table of Contents:



1. SYSTEM PRODUCT ORDER CODES	4
1.1 PRODUCT DESCRIPTIONS – OVERVIEW.....	4
1.2 AVAILABLE BOARD SKUS FOR S1400SP FAMILY	4
1.3 S1400SP BIK SKUs.....	4
2. SPARES AND ACCESSORIES ORDER CODES	6
2.1 S1400SP DEDICATED AND R1000 CHASSIS SPARE AND ACCESSORIES	6
2.2 GENERAL SPARES AND ACCESSORIES.....	6
2.4 DRIVE/STORAGE SUBSYSTEM SPARES AND ACCESSORIES	9
2.5 EXPANSION MODULES: IO MODULE, SAS MODULE, RMM4, TPM.....	10
2.6 SAS CABLE KITS (FOR UPGRADE TO SAS MODULES, HBA CARDS AND SPARES).....	13
2.7 ON-SITE REPAIR AND EXTENDED WARRANTY	14

1. System Product Order Codes

1.1 Product Descriptions – Overview

Product based on the Intel® Server Board S1400SP will be offered as both standard box board and system.

1.2 Available board SKUs for S1400SP family

Image	Product Code MM UPC	Description	M O Q
	DBS1400SP2 920580 00735858247108 5032037042079	Intel® production Server Board DBS1400SP2 (Salmon Pass single pack) - 12" (W) x 9.5" (L) - 6 U/R-DIMMs of DDR3/DDR3L - Up to 8 SAS ports (with -D/-T key) and 6 SATA ports - Dual GbE - Compatible with Intel® Xeon® processor E5-2400 series. - 2 SATA cables - Intel® Multi-Server Manager Software - Quick Start Guide	5
	DBS1400SP4 920581 00735858247122 5032037042086	Intel® production Server Board DBS1400SP4 (Salmon Pass single pack) - 12" (W) x 9.5" (L) - 6 U/R-DIMMs of DDR3/DDR3L - Up to 8 SAS ports (with -D/-T key) and 6 SATA ports - Quad GbE - Compatible with Intel® Xeon® processor E5-2400 series. - 2 SATA cables - Intel® Multi-Server Manager Software - Quick Start Guide	5

1.3 S1400SP BIK SKUs

Image	Product Code MM UPC	Description	M O Q
	R1304SP2SFBN 920590 00735858247139 5032037042093	S1400SP2 in R1000 chassis w/ Fixed PSU and Fixed HDD - One S1400SP2 baseboard, - 4x3.5" Fixed HDD bay, - one 350W Fixed PSU, - non-redundant fans, - one heatsinks, - one air duct, - one value rail kit AXXVRAIL - one 1U riser AXX1UPCIEX16 - one 1U 21.8" depth chassis	1

	R1304SP2SHBN 920591 00735858247146 5032037042109	S1400SP2 in R1000 chassis w/ Fixed PSU and Hot swap HDD <ul style="list-style-type: none"> - One S1400SP2 baseboard, - 4x3.5" hot swap HDD cage, - one 350W Fixed PSU, - non-redundant fans, - one heatsinks, - one air duct, - one value rail kit AXXVRAIL - one 1U riser AXX1UPCIEX16 - one 1U 21.8" depth chassis 	1
	R1304SP4SHOC 920598 00735858247160 5032037042123	S1400SP4 in R1000 chassis w/ Redundant PSU and Hot swap HDD <ul style="list-style-type: none"> - One S1400SP4 baseboard, - 4x3.5" hot swap HDD cage, - Two 450W Redundant PSUs, - redundant fans, - one heatsinks, - one air duct, - one value rail kit AXXVRAIL - one 1U riser AXX1UPCIEX16 - one 1U 21.8" depth chassis 	1

2. Spares and Accessories Order Codes


2.1 S1400SP Dedicated and R1000 chassis spare and accessories

Image	Product Code MM UPC	Description
	FSPBPSMK 921664 00735858247986 5032037042864 1	Maintenance kit including one air duct spare and customized cables for S1400SP in R1000 chassis
	FXXBP4028FAN 920230 00735858246644 5032037041102 1	Fan spare for S2400EP/S1400SP in R1000 chassis, 10pin-connector fan
	F1U450WPSU 921471 00735858247962 5032037042840 1	450W mini-ERP PSU for S1400SP in R1000 chassis
	F1U450WPDB 921473 00735858247979 5032037042857 1	PDB spare for 450W mini-ERP PSU in R1000 chassis
	AXX1UPCIEX16 919808 00735858244534 5032037039109	R1000 chassis standard PCIe x 16 slot riser
	BXSTS100P 900492 00735858205146 5032037009102 1	Passive Heat-Sink with Ducted Airflow BXSTS100P, Single
	FXXE90X90HS 918256 00735858235082 5032037029834 2	Spare 1U Heat Sink FXXE90X90HS (Ex-AI 90mmx90mm) for S1400SP, S2400EP, S2400LP, S2400BB

2.2 General spares and accessories

Image	Product Code MM UPC EAN	Description	MOQ
	A1U2ULCP 921028 735858245302 5032037039826	LCP Module (local control panel) Enables system to display critical errors from SEL for instant diagnostic. Also allows custom message for branding. When installed – replaces ODD on 1208	1





	Not available at launch	family, and replaces IO ports tray on 1304,2208,2216,2308 families. Not compatible with 2224 and 2312 families. Module has 2 USB ports. No front video connector.	
	FXXFPANEL 915982 00735858222419 5032037018968	Front Panel board spare for use on all 1U/2U (R1000, R2000) Rack chassis and P4300 Pedestal Chassis	1
	A1UBEZEL 917983 735858241120 5032037035873	1U locking bezel with two branding clip-on inserts for logo, and one snap-on swoosh	1
	AXXVRAIL 912796 735858219693 5032037015202	Value Rail Kit Works for all 438mm wide Intel Rack Chassis 1U, 2U, 4U	1
	AXXPRAIL 912797 735858219686 5032037014823	1U/2U Premium Rail Kit Full extension and toolless rail kit. Supports cable management arm	1
	AXX1U2UCMA 913117 735858224604 5032037019972	Cable management arm for Premium 1U/2U rail kit	1
	AXX2POSTBRCKT 918808 735858245319 5032037039833	Fixed mount bracket kit for 2-post racks	1
	AXXSATADVROM 906872 735858197663 5032037015127	Slimline SATA DVDROM Device	1
	AXXSATADVDRWROM 906873 735858197670 5032037015134	Slim SATA DVD+/-RW ROM Accessory	1
	FPWRCABLENA 879287 735858181129 5032037015738	North American Power Cord Spare	1






			
---	--	--	--



2.4 Drive/storage subsystem spares and accessories

Image	Product Code MM UPC	Description	M O Q
	FXX1304HSBP 920317 00735858223126 5032037019323	Hot swap backplane board spare for 1U 4x3.5\" chassis (R1304 family)	1
	F1U8X25HSBP 917977 735858241014 5032037035767	Hot swap backplane board spare for 1U 8x2.5\" chassis (R1208 family)	1
	FXX25HSCAR 918807 735858241182 5032037035910	Spare 2.5\" HDD hot swap carriers	8
	FXX35HSADPB 912771 735858219495 5032037016391	Spare 3.5\" HDD hot swap carriers Includes mounting screws for mounting 2.5\" drives	8
	RKSATA4R5 916346 735858238861 5032037033640	Patsburg-A SATA SW LSI RAID 5 Key, Black	5
	RKSATA8 916347 735858238878 5032037033657	8port SATA Key, Blue	5
	RKSATA8R5 916348 735858238885 5032037033664	8port SATA with LSI SW RAID 5 Key, White	5
	RKSAS4 916349 735858238892 5032037033671	4port SAS Key, Green	5
	RKSAS4R5 916350 735858238908 5032037033688	4port SAS with LSI SW RAID 5 Key, Yellow	5
	RKSAS8 916351 735858238922 5032037033701	8port SAS Key, Orange	5
	RKSAS8R5 916352 735858238915 5032037033695	8port SAS with LSI SW RAID 5 Key, Purple	5

2.5 Expansion modules: IO Module, SAS Module, RMM4, TPM

Image	Product Code MM UPC	Description	M O Q
	<p>AXXRMM4LITE 911660 735858219297 5032037014946</p>	<p>Activation key for advanced management features</p>	<p>1</p>
	<p>AXXRMM4R 920858 735858245296 5032037039819</p>	<p>Intel® Remote Management Module RMM4 for rack systems – Remote KVM upgrade key and Dedicated NIC Module</p>	<p>1</p>
	<p>AXXTPME5 919737 735858240352 5032037035088</p>	<p>TPM Module for server systems supporting S2600 and S2400 board families.</p>	<p>1</p>
	<p>AXX10GBNIAIOM 917905 735858241090 5032037035842</p>	<p>Dual SFP+ port 10GbE IO module based on Intel® 82599 10 Gigabit Ethernet Controller</p> <p>Supports direct connect or transceiver. Cables/transceivers not included.</p> <p>Includes three screws</p>	<p>1</p>
	<p>AXX10GBTWLIOM 917907 735858241113 5032037035866</p>	<p>Dual RJ-45 port 10GBASE-T IO module, based on Intel® Ethernet Controller X540</p> <p>Includes three screws.</p>	<p>1</p>



			
 <p>*Dual ports shown</p>	<p>AXX1FDRIBIOM 918607 735858241106 5032037035859</p>	<p>Single port, FDR 56GT/S speed Intel I/O Expansion Infiniband module, with QSFP connector, based on Mellanox CX3 MT27504A1-FCCR-FV chip.</p> <p>Includes three screws *Dual port shown on picture</p>	<p>1</p>
	<p>AXX2FDRIBIOM 920627 UPC/EAN not available at books open</p>	<p>Dual port, FDR 56GT/S (per port capable) speed Infiniband module, with QSFP connector, based on Mellanox CX3 MT27508A1-FCCR-FV chip. Note, due to PCIe3 x8 bandwidth limitation, both ports can't simultaneously function at full speed.</p> <p>Includes three screws</p>	<p>1</p>
	<p>AXX4P1GBPWL IOM 917911 735858241083 5032037035835</p>	<p>Quad port 1GbE IO Module based on Intel® Ethernet Controller I350</p>	<p>1</p>
	<p>Mezz. card: 8 ports RMS25CB080 917084 735858238977 5032037033756</p> <p>PCIe card: 8 ports RMS25PB080 917056 00735858238946 5032037033725</p> <p>Mezz. card: 4 ports RMS25CB040 917085 735858238984 5032037033763</p> <p>PCIe card: 4 ports RMS25PB040 917078 735858238953 5032037033732</p>	<p>HW RAID SAS Module: 4/8 port internal SAS-2.1 version, Full HW RAID, LSI MegaRAID-based Firmware, 1GB DDR3, R0,1,10,5,50,6,60 Supports Battery Backup Unit. Based on LSI2208.</p> <p>Mezzanine card form factor – does not occupy PCIe slot, only compatible with systems enabled with SAS Module connector.</p> <p>PCIe card form factor – compatible with all EPSD boards, requires PCIe x8 slot.</p>	<p>5</p>
	<p>Mezz. card: 8 ports RMS25JB080</p>	<p>Entry-raid SAS Module: internal SAS-2.1 version, Entry-level LSI IR-based RAID 0,1,1E/straight SAS</p>	<p>5</p>

	<p>917087 735858239004 5032037033787</p> <p>Mezz. card: 4 ports RMS25JB040 917088 735858239011 5032037033794</p> <p>PCIe card: 8 ports RMS25KB080 917089</p> <p>PCIe card: 4 ports RMS25KB040 917090 735858239035 5032037033817</p>	<p>Based on LSI2308.</p> <p>Mezzanine card form factor – does not occupy PCIe slot, only compatible with systems enabled with SAS Module connector. PCIe card form factor – compatible with all EPSD boards, requires PCIe x8 slot.</p>	
	<p>Mezz. card: 8 ports RMT3CB080 917086 735858238991 5032037033770</p> <p>PCIe card: 8 ports RMT3PB080 917079 735858238960 5032037033749</p>	<p>HW RAID SATA Module: 8 Port internal SATA-3 version, Full HW RAID, LSI MegaRAID-based Firmware, 512MB DDR3, R0,1,10,5,50,6,60 Supports Battery Backup. Based on LSI2208.</p> <p>Mezzanine card form factor – does not occupy PCIe slot, only compatible with systems enabled with SAS Module connector. PCIe card form factor – compatible with all EPSD boards, requires PCIe x8 slot.</p>	5
	<p>AXXRSBBU9 914238 735858220286 5032037039567</p>	<p>Lithium Polymer RAID module battery backup unit.</p>	5
	<p>AXXRMFBU2 919876 735858244541 5032037039116</p>	<p>Maintenance Free Backup Unit with NAND Flash and Supercapacitor</p>	5
	<p>AXXQAAIOMOD 920561 735858244848 5032037039413</p>	<p>Intel Quick Assist Accelerator I/O Module Mezz Card</p>	5
	<p>AXXQAAPCIE 920562 735858244855 5032037039420</p>	<p>Intel Quick Assist Accelerator PCIe card</p>	1

2.6 SAS cable kits (for upgrade to SAS modules, HBA cards and spares)

Image	Product Code MM UPC	Description	M O Q
	AXXCBL500MSMS 921858 735858245289 5032037039802	Kit of 2 cables, 500mm length, straight SFF-8087 to SFF-8087 connectors. Spare for R2208GZ	1
	AXXCBL650MSMS 918376 735858224444 5032037019910	Kit of 2 cables, 650mm length, straight SFF-8087 to SFF-8087 connectors. Works for:	1
	AXXCBL730MSMS 921049 735858245340 5032037039864	Kit of 2 cables, 730mm length, straight SFF-8087 to SFF-8087 connectors.	1
	AXXCBL600MSMS 921048 735858245272 5032037039796	Kit of 2 cables, 600mm length, straight SFF-8087 to SFF-8087 connectors. Works for:	1
	AXXCBL585MSMR 921047 735858245265 5032037039789	Kit of 2 cables, 585mm length, straight SFF-8087 to right angle SFF-8087 connectors. Works for:	1
	AXXCBL850MS7R 921114 735858245371 5032037039895	Kit of 2 cables, 850mm length, straight SFF-8087 to right angle 7-pin SATA connectors. Works for:	1
	AXXCBL730MRMR 921045 735858245234 5032037039758	Kit of 2 cables, 730mm length, right angle SFF-8087 to right angle SFF-8087 connectors. Works for:	1
	AXXCBL550MRMR 921043 735858245227 5032037039741	Kit of 2 cables, 550mm length, right angle SFF-8087 to right angle SFF-8087 connectors. Works for:	1
	AXXCBL1030MR7R 921079 735858245258 5032037039772	Kit of 2 cables, 1030mm length, right-angle SFF-8087 to right angle 7-pin SATA connectors. Works for:	1
	AXXCBL770MSMR 921044 735858245241 5032037039765	Kit of 2 cables, 770mm length, straight SFF-8087 to right angle SFF-8087 connectors. Works for:	1
	AXXCBL165MSMS	Kit of 2 cables, 165mm length, straight SFF-8087 to right angle SFF-8087 connectors. Works for: integrated expander connection, chassis dependent.	1
	AXXCBL185MSMS	Kit of 2 cables, 185mm length, straight SFF-8087 to right angle SFF-8087 connectors. Works for: : integrated expander connection, chassis dependent.	1
	AXXCBL245MSMS	Kit of 2 cables, 245mm length, straight SFF-8087 to right angle SFF-8087 connectors. Works for: : integrated expander connection, chassis dependent.	1

2.7 On-site repair and extended warranty

Image	Product Code MM UPC	Description
 <p>Supporting Intel® Server Component Extended Warranty (SCEW)</p> <p>Intel® Server Component Extended Warranty Key <small>Intel® Server Component Extended Warranty Key</small></p> <p>Notes:</p> <p>Expiration: 30 Days</p> <p>Instructions to enable Intel® Server Component Extended Warranty:</p> <ol style="list-style-type: none"> 1. Register the system processor on the Intel® Server System, Intel® Server Board, Intel® RAID Controller or Intel® Server Rack using the guide in the attached user guide. 2. Use the Intel® Server Component Extended Warranty Key to activate the warranty on the system. The system must be powered on for the warranty to be activated. 3. For more information, visit http://www.intel.com/ServerWarranty. 	<p>SVCEWDPSY 911295 1</p>	<p>Two year extended warranty for Intel® Server Systems or Intel® Server Knock Down Kits + Intel® Server Boards that support two processors. Intel® RAID controller extended warranty is purchased separately.</p>
 <p>Supporting Intel® Server Component Extended Warranty (SCEW)</p> <p>Intel® Server Component Extended Warranty Key <small>Intel® Server Component Extended Warranty Key</small></p> <p>Notes:</p> <p>Expiration: 30 Days</p> <p>Instructions to enable Intel® Server Component Extended Warranty:</p> <ol style="list-style-type: none"> 1. Register the system processor on the Intel® Server System, Intel® Server Board, Intel® RAID Controller or Intel® Server Rack using the guide in the attached user guide. 2. Use the Intel® Server Component Extended Warranty Key to activate the warranty on the system. The system must be powered on for the warranty to be activated. 3. For more information, visit http://www.intel.com/ServerWarranty. 	<p>SVCEWDPBD 911294 1</p>	<p>Two year extended warranty for Intel® Server Boards that support two processors.</p>