


Intel® Server Systems R1304RP, Intel® Server Systems P4308RP, Intel® Server Boards S1200RP, and Intel Server Chassis P4304

Configuration Guide and Spares/Accessories List

A reference guide to assist customers in ordering the necessary components to configure the S1200RP family of Intel® Server Systems building blocks



Revision 1.3

July 2013

Enterprise Platforms and Services Marketing

Revision History

Feb`12 – Rev0.2 – First Revision

March '12 Rev 0.3 – Product Code Definition

March '12 Rev 0.5 – Added System BIKs

March '12 Rev 0.6 – Corrected some errors.

June '12 Rev .068 – Post IPA release

Jan '13 Rev .8 – Beta Phase release

Feb '13 Rev .9 – Silver Phase release

April '13 Rev .93 – Start adding UPC and EAN info

May '13 Rev .95 – Review version for productions

June '13 Rev 1.0 – Production Launch version

June '13 Rev 1.1 – fixed typos

June '13 Rev 1.2 – fixed typos

July '13 Rev 1.3 – updated cable info and I/O module info

INFORMATION IN THIS DOCUMENT IS PROVIDED IN CONNECTION WITH INTEL® PRODUCTS. NO LICENSE, EXPRESS OR IMPLIED, BY ESTOPPEL OR OTHERWISE, TO ANY INTELLECTUAL PROPERTY RIGHTS IS GRANTED BY THIS DOCUMENT. EXCEPT AS PROVIDED IN INTEL'S TERMS AND CONDITIONS OF SALE FOR SUCH PRODUCTS, INTEL ASSUMES NO LIABILITY WHATSOEVER, AND INTEL DISCLAIMS ANY EXPRESS OR IMPLIED WARRANTY, RELATING TO SALE AND/OR USE OF INTEL PRODUCTS INCLUDING LIABILITY OR WARRANTIES RELATING TO FITNESS FOR A PARTICULAR PURPOSE, MERCHANTABILITY, OR INFRINGEMENT OF ANY PATENT, COPYRIGHT OR OTHER INTELLECTUAL PROPERTY RIGHT.

Intel products are not intended for use in medical, life saving, life sustaining applications. Intel may make changes to specifications and product descriptions at any time, without notice.

Intel server boards, server chassis, and processors may contain design defects or errors known as errata, which may cause the product to deviate from published specifications. Current characterized errata are available on request.

Intel, Intel Xeon, Pentium, and the Intel logo are trademarks or registered trademarks of Intel Corporation or its subsidiaries in the United States and other countries.

*Other names and brands may be claimed as the property of others.

Copyright © 2013, Intel Corporation

Table of Contents:

1. PRODUCT ORDER CODE INFORMATION	4
1.1 PRODUCT DESCRIPTIONS – OVERVIEW	4
1.2 PRODUCTION ORDER CODES FOR INTEL SERVER BOARDS AND INTEL SERVER SYSTEMS, AND INTEL SERVER CHASSIS AVAILABLE WW23	6
1.3 PRODUCTION ORDER CODES FOR INTEL SERVER BOARDS AND INTEL SERVER SYSTEMS, AND INTEL SERVER CHASSIS AVAILABLE ~WW30	7
2. SPARES AND ACCESSORIES ORDER CODES	13
2.1 STORAGE MODULE ACCESSORIES	13
2.2 MANAGEMENT MODULE ACCESSORIES	14
2.3 SYSTEM SPARES AND ACCESSORIES	14
2.4 POWER SUB-SYSTEM SPARES	18
2.5 RISER SPARES AND ACCESSORIES	19

1. Product Order Code Information

1.1 Product Descriptions – Overview

The products that follow are an entry-level family of general-purpose server products designed for small to medium sized business applications, including 1U rack systems supporting advanced management features and rich I/O.

Intel® Server Board Product compatible with the Intel® Xeon® processor E3-1200 V3 series or Intel® Core™ processor i3 series is offered as four SKUs:

1. **Intel® Server Board S1200V3RPL** – uATX form factor motherboard based on Intel® C226 chipset with the following features:
 - 4 DDR3(1600MHz) ECC UDIMM sockets (Unbuffered)
 - 4 Slots:
 - X8 PCIe Gen 3
 - X8 PCIe Gen 3
 - X4 PCIe Gen 2
 - X1 PCIe Gen 2
 - Other expansion capability: X8 internal Mezz connector for SAS Module
 - Compatible with Intel® Xeon® processor E3 1200 v3 series/ Intel® Core® processor i3 series

2. **Intel® Server Board S1200V3RPS** - uATX form factor motherboard based on Intel C222 chipset with the following features:
 - 4 DDR3(1600MHz) ECC UDIMM sockets (Unbuffered)
 - 4 Slots:
 - X8 PCIe Gen 3
 - X8 PCIe Gen 3
 - X4 PCIe Gen 2
 - X1 PCIe Gen 2
 - Compatible with Intel® Xeon® processor E3 1200 v3 series/ Intel® Core® processor i3 series

3. **Intel® Server Board S1200V3RPO** - uATX form factor motherboard based on Intel C224 chipset with the following features:
 - 4 DDR3(1600MHz) ECC UDIMM sockets (Unbuffered)
 - 1 Slot for Riser: X8 PCIe Gen 3
 - Other expansion capability: X8 internal or X8 external Mezz connector or 2 x4 Mezz connectors
 - Compatible with Intel® Xeon® processor E3 1200 v3 series/ Intel® Core® processor i3 series

4. **Intel® Server Board S1200V3RPM** - uATX form factor motherboard based on Intel C226 chipset with the following features:
 - 4 DDR3(1600MHz) ECC UDIMM sockets (Unbuffered)
 - 1 Slot for Riser: X8 PCIe Gen 3
 - Other expansion capability: X8 internal or X8 external Mezz connector or 2 x4 Mezz connectors

- Compatible with Intel® Xeon® processor E3 1200 v3 series/ Intel® Core® processor i3 series

System Product based on the Intel® Server Board S1200RP is offered in the following SKUs:

1. **Intel® Server System R1304RPSSFBN (Integrated SKU).** Intel Server Board S1200V3RPS integrated into 1U rack chassis with 4 x Fixed HDD Carriers, and a 350W non-redundant PS.
2. **Intel® Server System R1304RPOSHBN (Integrated SKU).** Intel Server Board S1200V3RPO integrated into 1U rack chassis with 4 x 3.5" HS HDD Carriers, and a 350W non-redundant PS.
3. **Intel® Server System R1304RPMSHOR (Integrated SKU).** Intel Server Board S1200V3RPM integrated into 1U rack chassis with 4 x 3.5" HS HDD Carriers, and two 450W HS redundant Power Supplies.
4. **Intel® Server System R1208RPOSHOR (Integrated SKU).** Intel Server Board S1200V3RPO integrated into 1U rack chassis with 8 x 2.5" HS HDD Carriers, and two 450W HS redundant Power Supplies.
5. **Intel® Server System P4308RPLSHDR (Integrated SKU).** Intel Server Board S1200V3RPL integrated into Intel Server pedestal chassis with 8 x HS HDD Carriers, two 460W HS redundant Power Supplies.

Not included in systems: System does not include Processors, DDR3 main memory, hard drives, Rack Rails, or other customer configuration items



Pedestal Chassis Product validated with the Intel® Server Board S1200RP will be offered as these SKUs:


1. **Intel® Server Chassis P4304XXSFCN (Chassis SKU).** Intel Server pedestal chassis with 4 x Fixed (3.5") HDD Carriers, and a 365W non-redundant power supply. (Validated with SE and LC)
2. **Intel® Server Chassis P4304XXSHCN (Chassis SKU).** Intel Server pedestal chassis with 4 x Hot Swap (3.5") HDD Drive Kit, and a 365W non-redundant power supply. (validated with LC)

Not included in systems: Systems do not include Processors, DDR3 main memory, hard drives, or other customer configuration items like heatsink

1.2 Production Order Codes for Intel Server Boards and Intel Server Systems, and Intel Server Chassis available WW23


Not included in systems: Processors, DDR3 main memory, hard drives, and other customer configuration items are not included in below SKUs.






Image	Product Code MM UPC EAN	Description
	DBS1200V3RPS 927057 00735858266543 5032037053358 5	Intel® Server Board S1200RPS with Intel® C222 chipset 4 DDR3 UDIMM sockets (Unbuffered) 2 channel native (1600MHz)
	R1304RPOSHBN 927914 00735858266901 5032037053587 1	Intel® Server System R1304RPOSHBN Includes: <ul style="list-style-type: none"> • Intel® Server Board S1200RPO with Intel® C224 chipset • Intel Server Chassis R1304 • One 4-port passive SAS/SATA Backplane • 4 3.5" Hot Swap HDD sleds • 3 non-redundant non-hotswap fans • 1 full-height riser (one x16 connector), supporting a FHML addin card • 1 Silver efficient 350W power supply • 4 SATA cables for 3.5" HDD bays • 1 cable for Optical drive bay • 1 passive processor heatsink • Documentation (Quick Start Guide, Quick Reference label, Attn Doc, RoHS Declaration) • Resource CD with utilities, drivers, documentation and technical information • Intel System Management Software CD • 2 chassis front handles in the box (ears)





	<p>R1304RPSSFBN 927911 00735858266895 5032037053570 1</p>	<p>Intel® Server System R1304RPSSFBN</p> <p>Includes:</p> <ul style="list-style-type: none"> • Intel® Server Board S1200RPS with Intel® C222 chipset • Intel Server Chassis R1304 (Fixed HDD) • 4 fixed 3.5" HDD sleds • 3 non-redundant non-hotswap fans • 1 full-height riser (one x16 connector), supporting a FHML addin card • 1 350W fixed power supply • 4 SATA cables for 3.5" HDD bays • 1 cable for Optical drive bay • 1 passive processor heatsink • Documentation (Quick Start Guide, Quick Reference label, Attn Doc, RoHS Declaration) • Resource CD with utilities, drivers, documentation and technical information • 2 chassis front handles in the box (ears)
---	---	--



1.3 Production Order Codes for Intel Server Boards and Intel Server Systems, and Intel Server Chassis available ~WW30




Not included in systems: Processors, DDR3 main memory, hard drives, and other customer configuration items are not included in below SKUs.



Image	Product Code MM UPC EAN	Description
	<p>DBS1200V3RPL 927055 00735858266529 5032037053334 5</p>	<p>Intel® Server Board S1200RPL with Intel® C226 chipset 4 DDR3 UDIMM sockets (Unbuffered) 2 channel native (1600MHz)</p>

	<p>BBS1200V3RPL 927054</p> <p>00735858266536 5032037053341</p> <p>10</p>	<p>Intel® Server Board S1200RPL with Intel® C226 chipset. (shipped in bulk pack of 10) (Intended for large OEM customers)</p>
	<p>BBS1200V3RPS 927056</p> <p>00735858266550 5032037053365</p> <p>10</p>	<p>Intel® Server Board S1200RPS with Intel® C222 chipset. (shipped in bulk pack of 10) (Intended for large OEM customers)</p>
	<p>DBS1200V3RPO 927059</p> <p>00735858266567 5032037053372</p> <p>5</p>	<p>Intel® Server Board S1200RPO with Intel® C224 chipset. Disti 5 pack – (5 single pack server boards in a disti overpack box)</p>
	<p>DBS1200V3RPM 927061</p> <p>00735858266581 5032037053396</p> <p>5</p>	<p>Intel® Server Board S1200RPM with Intel® C226 chipset. Disti 5 pack – (5 single pack server boards in a disti overpack box)</p>
	<p>BBS1200V3RPO 927058</p> <p>00735858266574 5032037053389</p> <p>10</p>	<p>Intel® Server Board S1200RPO with Intel® C224 chipset. (shipped in bulk pack of 10) (Intended for large OEM customers)</p>

	<p>BBS1200V3RPM 927060 00735858266598 5032037053402 10</p>	<p>Intel® Server Board S1200RPM with Intel® C226 chipset. (shipped in bulk pack of 10) (Intended for large OEM customers)</p>
	<p>SVCEWUPBD 911292 UPC EAN 1</p>	<p>Intel® Server Component Extended Warranty Extended Warranty SKU for S1200RPL, S1200RPS, S1200RPO, and S1200RPM Extends Warranty from 3 years to 5 years</p>
	<p>R1304RPOSHBN 927914 00735858266901 5032037053587 1</p>	<p>Intel® Server System R1304RPOSHBN Includes:</p> <ul style="list-style-type: none"> • Intel® Server Board S1200RPO with Intel® C224 chipset • Intel Server Chassis R1304 • One 4-port passive SAS/SATA Backplane • 4 3.5" Hot Swap HDD sleds • 3 non-redundant non-hotswap fans • 1 full-height riser (one x16 connector), supporting a FHML addin card • 1 Silver efficient 350W fixed power supply • 4 SATA cables for 3.5" HDD bays • 1 cable for Optical drive bay • 1 passive processor heatsink • Documentation (Quick Start Guide, Quick Reference label, Attn Doc, RoHS Declaration) • Resource CD with utilities, drivers, documentation and technical information • Intel System Management Software CD • 2 chassis front handles in the box (ears)
	<p>R1304RPSSFBN 927911 00735858266895 5032037053570 1</p>	<p>Intel® Server System R1304RPSSFBN Includes:</p> <ul style="list-style-type: none"> • Intel® Server Board S1200RPS with Intel® C222 chipset • Intel Server Chassis R1304 (Fixed HDD) • 4 fixed 3.5" HDD sleds • 3 non-redundant non-hotswap fans • 1 full-height riser (one x16 connector), supporting a FHML addin card • 1 Silver efficient 350W fixed power supply • 4 SATA cables for 3.5" HDD bays • 1 cable for Optical drive bay • 1 passive processor heatsink • Documentation (Quick Start Guide, Quick Reference label, Attn Doc, RoHS Declaration) • Resource CD with utilities, drivers, documentation and technical

		<p>information</p> <ul style="list-style-type: none"> • 2 chassis front handles in the box (ears)
	<p>R1304RPMSHOR 930261 00735858266918 5032037053594 1</p>	<p>Intel® Server System R1304RPMSHOR Includes:</p> <ul style="list-style-type: none"> • Intel® Server Board S1200V3RPM with Intel® C226 chipset • Intel Server Chassis R1304 (HS HDD) • 4 HS 3.5" HDD sleds • 3 non-redundant non-hotswap fans • 1 full-height riser (one x16 connector), supporting a FHML addin card • 2 Gold efficiency 450W HS Redundant power supplies • 4 SATA cables for 3.5" HDD bays • 1 cable for Optical drive bay • 1 passive processor heatsink • Documentation (Quick Start Guide, Quick Reference label, Attn Doc, RoHS Declaration) • Resource CD with utilities, drivers, documentation and technical information <p>2 chassis front handles in the box (ears)</p>
	<p>R1208RPOSHOR 927916 00735858266925 5032037053600 1</p>	<p>Intel® Server System R1208RPOSHOR Includes:</p> <ul style="list-style-type: none"> • Intel® Server Board S1200RPO with Intel® C224 chipset • Intel Server Chassis R1304 (HS HDD) • 8 HS 2.5" HDD sleds • 3 non-redundant non-hotswap fans • 1 full-height riser (one x16 connector), supporting a FHML addin card • 2 Gold efficiency 450W HS Redundant power supplies • 1 cable for Optical drive bay • 1 passive processor heatsink • Documentation (Quick Start Guide, Quick Reference label, Attn Doc, RoHS Declaration) • Resource CD with utilities, drivers, documentation and technical information • 2 chassis front handles in the box (ears) <p>Note: Drive cabling to the backplane is configuration dependent. If configuration is going to use the 6 motherboard SATA ports a cable needs to be sourced. There is a cable in the Electrical Spares Kit (Product Code FR1304E3V3ESK MM# 928728) or can be sourced from Amphenol(PN:RMS36-0997).</p> <p>When using one of our Intel Storage Modules select one of the 8 drive modules and use the AXXE38DRVCBL cable accessory to connect the module to the backplane.</p>

	<p>R1208RPMSHOR 927917 00735858272339 5032037057714</p> <p>1</p>	<p>Intel® Server System R1208RPMSHOR Includes:</p> <ul style="list-style-type: none"> • Intel® Server Board S1200RPM with Intel® C226 chipset • Intel Server Chassis R1208 (HS HDD) • 8 HS 2.5" HDD sleds • 3 non-redundant non-hotswap fans • 1 full-height riser (one x16 connector), supporting a FHML addin card • 2 Gold efficiency 450W HS Redundant power supplies • 1 cable for Optical drive bay • 1 passive processor heatsink • Documentation (Quick Start Guide, Quick Reference label, Attn Doc, RoHS Declaration) • Resource CD with utilities, drivers, documentation and technical information • 2 chassis front handles in the box (ears) <p>Note: Drive cabling to the backplane is configuration dependent. If configuration is going to use the 6 motherboard SATA ports a cable needs to be sourced. There is a cable in the Electrical Spares Kit (Product Code FR1304E3V3ESK MM# 928728) or can be sourced from Amphenol(PN:RMS36-0997).</p> <p>When using one of our Intel Storage Modules select one of the 8 drive modules and use the AXXE38DRVCBL cable accessory to connect the module to the backplane.</p>
	<p>P4304XXSFCN 911754 00735858219358 5032037016933</p> <p>1</p>	<p>Intel® Server Chassis P4304XXSFCN (Entry Pedestal Chassis w/ 4 Fixed HDD sleds, 365W non-redundant power supply)</p> <ul style="list-style-type: none"> • 4 x Fixed (3.5") HDD Carriers • 1 rear chassis fan • 1 365W fixed power supply • 4 SATA cables <p>Note: Heatsink not included, boxed processor comes with appropriate heatsink to use with this chassis.</p>
	<p>P4304XXSHCN 911765 00735858219365 5032037016940</p> <p>1</p>	<p>Intel® Server Chassis P4304XXSFCN (Entry Pedestal Chassis w/ 4 HS HDD sleds, 365W non-redundant power supply)</p> <ul style="list-style-type: none"> • 4 x Fixed (3.5") HDD Carriers • 1 rear chassis fan • 1 365W fixed power supply • 4 SATA cables <p>Note: Heatsink not included, boxed processor comes with appropriate heatsink to use with this chassis.</p>




	<p>P4308RPLSHDR 927918 00735858266932 5032037053617 1</p>	<p>Intel® Server Chassis P4304RPLSHDR (Entry Pedestal Chassis w/8 x Hot Swap (3.5") HDD Drive Kit, 460W HS power supply)</p> <ul style="list-style-type: none"> • 8 x HS (3.5") HDD Carriers • 1 rear chassis fan • 2x 460W HS CRPS power supplies <p>Note: Heatsink not included, boxed processor comes with appropriate heatsink to use with this chassis.</p>
	<p>SVCEWUPSY 911293 1</p>	<p>Intel® Server Component Extended Warranty Extended Warranty SKU for UP Systems Extends Warranty from 3 years to 5 years</p>

2. Spares and Accessories Order Codes



2.1 Storage Module Accessories


Image	Product Code MM UPC	Description
 <p>For Demo only</p>	RMS25JB040 917088 735858239011 5032037033794 5	Internal 4-port SAS module (JB040)
 <p>For Demo only</p>	RMS25CB040 923086 735858238984 5032037033763 5	Internal 4-port SAS RAID (CB040)
	RMS25JB080 917087 735858239004 5032037033787 5	Internal 8-port SAS (6Gb) (JB080)
	RMS25CB080 923085 735858238977 5032037033756 5	Internal 8-port SAS (6Gb) (CB080)
	AXXRAKSW5 878958 00735858181860 5	Intel RAID Activation Key AXXRAKSW5 to enable SW RAID 5 for Embedded SW RAID Technology stack on MB SATA ports (compatible with both S1200RPL, and S1200RPS)
		Intel® Server Component Extended Warranty Extended Warranty SKU RAID Extends Warranty from 3 years to 5 years

2.2 Management Module Accessories





Image	Product Code MM UPC EAN MOQ	Description
	AXXRMM4LITE 911660 00735858219297 5032037014946 1	Intel® Remote Management Module RMM4 LITE - Remote KVM upgrade Key
	AXXRMM4 911670 00735858219303 5032037014922 1	Intel® Remote Management Module RMM5 – Remote KVM upgrade with Dedicated NIC Module
	AXXTPME5 919737 735858240352 5032037035088 1	Intel® TPM Trusted Platform Module

2.3 I/O Module Accessories






Image	Product Code MM UPC	Description
	AXX10GBTWLIOM 917907 735858241113 5032037035866 1	Dual RJ-45 port 10G BASE-T I/O expansion module, based on Intel® Ethernet Controller X540 Includes three screws, port label sticker.
	AXX4P1GBPWL IOM 917911 735858241083 5032037035835 1	Quad port 1GbE I/O expansion module based on Intel® Ethernet Controller I350 (PCIe 2.0 (5GT/s)) Includes three screws, port label sticker

	<p>AXX10GBNIAIOM 917905 735858241090 5032037035842 1</p>	<p>Dual SFP+ port 10GbE IO module based on Intel® 82599 10 Gigabit Ethernet Controller Supports direct connect or transceiver.</p> <p>Cables/transceivers not included.</p> <p>Includes three screws, port label sticker..</p>
---	--	--

2.4 System Spares and Accessories


Image	Product Code MM UPC EAN MOQ	Description
	<p>AXXVPSRAIL 928722 00735858265324 5032037053280 1</p>	<p>Value Rail Kit Works for 438mm wide Intel 1U/2U Rack Chassis (R1300, R1200)</p>
	<p>AXXPRAIL 912797 735858219686 5032037014823</p>	<p>1U/2U Premium Rail Kit Full extension and toolless rail kit. Supports cable management arm</p>
	<p>FXXFPANEL 915982 00735858222419 5032037018968 1</p>	<p>Front Panel board spare for use on all 1U/2U (R1300, R1200, R2200, 2300) Rack chassis and P4300 Pedestal Chassis</p>
<p>Image not yet available</p>	<p>AXXE34DRVCBL 930878 735858269612 5032037055161 2</p>	<p>SAS Cable from IOM to backplane, miniSAS 8087 to 4 SATA connectors</p> <p>Note there are two cables included in package</p>
<p>Image not yet available</p>	<p>AXXE38DRVCBL 928729 00735858263603 5032037052832 1</p>	<p>SAS Cable from IOM to backplane, miniSAS 8087 to mini 8087</p>
 <p>For demo only</p>	<p>FR1304E3V3MSK 928727 00735858263689 5032037052917 1</p>	<p>Mechanical Spares Kit for R1304 Rack Chassis Contains: IO Bracket Mounting Screw for 8*2.5 Front end IOM Bracket IO Bracket (without knockouts) BBU Bracket CDROM Filler Panel - Screw On for 1U chassis ODD latch w/2screws 1U Loop Rack Handles (set) CPU socket spacer PSU Cable Clip Standoff for Zepher board</p>




		MB Bumper Pad SAS module standoff
 For demo only	FR1304E3V3ESK 928728 00735858263696 5032037052924 1	Electrical Spares Kit for R1304 Rack Chassis Contains Front Panel Cable (24pin) Dual USB2.0 Cable Dual USB3.0 Cable 4 x SATA cable for HDDs SATA cable for ODD Power adapter cable 3pin to 5pin I2C Cable SGPIO cable SATA to Mini-SAS cable
	FUP4X35HSDK 911885 00735858219440 5032037016230 1	3.5" Hot Swap Drive Kit for P4000 server chassis. Includes: Drive Cage, Hot Swap Back Plane, 4 Hot Swap Drive carriers, data cables, I ² C cable, and ID filler
	FUP8X35HSDK 915608 00735858235907 5032037030663 1	8x3.5" Hot Swap Drive Cage Kit for P4000 server chassis. Includes: Drive Cage, Hot Swap Back Plane, 8 Hot Swap Drive Carriers, data cables, I ² C cable, and ID filler panel
	FXX35HSADPB 911771 00735858219495 5032037016391 8	3.5" HDD Hot Swap carrier spares for either R1304, R2300, or P4300 chassis
	FXX25HSCAR 918807 735858241182 5032037035910 8	2.5" HDD Hot Swap carrier spares for either R1304, R2300, or P4300 chassis
	FUPBEZELFIX 911886 00735858219457 5032037016254 1	Pedestal Bezel (Fixed version) (fits P4304)
	FUPBEZELHSD 911896 00735858219464 5032037016261 1	Pedestal Bezel (w/door for HS bays) (fits P4304 with HS drive bays installed)

	<p>FUP4X35NHDK 912770 00735858219488 5032037016247 4</p>	<p>Fixed drive carrier for fixed Pedestal chassis (Fits P4304)</p>
  <p>For demo only</p>	<p>FUPSMSK 912773 00735858219518 5032037016292 1</p>	<p>Chassis Maintenance kit for P4000S server chassis (Mechanical Spares Kit) Includes mechanical parts – including:</p> <ul style="list-style-type: none"> • IO Bracket (without knockouts) • IO Bracket (w/USB and D Sub knockout) • Baseboard Insulators – uATX and ATX • BBU Bracket • Intrusion Switch Bracket • CDROM Filler Panel • ODD latch w/2 screws • Rack Handles (set) • Fan Holder Assembly • CPU Ducts
 <p>For demo only</p>	<p>FUPSESK 912774 00735858219525 5032037016285 1</p>	<p>Chassis Maintenance kit for P4000S (Electrical Spare Kit) Includes:</p> <ul style="list-style-type: none"> • 1x Front Panel Cable, 920mm • 1x USB Cable, one 2x5 pin header to two USB type A female headers, 950mm • 1x intrusion cable, 200mm • 3x SATA power cables, one 4- pin ATX power header to 2 SATA power headers, 150mm • 1x SATA extend Cable, one right angle header to one vertical header, 600mm • 1xSGPIO Cable, one 5-pin header to one 5-pin header and one 4-pin header. • 1x I²C Cable, one 5-pin header to one 3 pin header, 600mm <p>1xSATA power adaptor extend cable, 24-pin header to 24-pin header, 630mm</p>
	<p>FUP4X35HSBP 913595 00735858220033 5032037019279 1</p>	<p>4 x 3.5" hard drive Hot Swap Backplane spare for P4304 Pedestal chassis</p>
	<p>FUP8X35HSBP 916353 00735858222792 5032037033480 1</p>	<p>Hot Swap Back Plane spare for 8x3.5" Drive Cage Kit FUP8X35HSDK for use with P4000 server chassis. Includes: (1) 3.5" backplane board</p>
	<p>AXXSATADVROM 906872 00735858197663 1</p>	<p>Slimline SATA DVDROM Accessory</p>


	AXXSATADVDRWROM 906873 00735858197670 1	Slim SATA DVD+-RW ROM Accessory
	FPWRCABLENA 879287 00735858181129 1	North American Power Cord Spare
 For demo only	FR1000E3FAN 928726 00735858266949 5032037053624 2	R1000 Chassis Family Fan spare kit.
	FXX1304HSBP 917420 00735858223126 5032037019323 1	Hot Swap Backplane spare for R1304 1U chassis
	F1U8X25HSBP 917977 735858241014 5032037035767	Hot swap backplane board spare for 1U 8x2.5" chassis (R1208 family)
 For demo only	AS1200V3RPIOS 927354 735858267762 5032037054034 50	I/O Shield for Intel® S1200V3RP Server Boards
Image not yet available	F1UE3PASSHS 928921 735858262538 5032037051767 1	Passive Heatsink Spare

2.5 Power Sub-system Spares

Image	Product Code MM UPC	Description
	FUP365SNRPS 911884 00735858219433 5032037016223 1	365W Pedestal Fixed PS Spare

	<p>FX460GCRPS 915603</p> <p>00735858235846 5032037030595</p> <p>1</p>	<p>460W Cold Redundant Power Supply spare 80Plus Gold efficiency for P4000, R1000, and R2000 server chassis</p>
	<p>FUPDBLC 916812</p> <p>00735858238731 5032037033510</p> <p>1</p>	<p>Power Distribution Board Spare (Low Current) for P4000 server chassis. Recommended to use with FX460GCRPS or FX750PCRPS power supplies.</p>
	<p>FR1000PS350 912801</p> <p>00735858219853 5032037015769</p> <p>1</p>	<p>350W Fixed PS Spare for Rack</p>
	<p>F1U450WPSU 921471</p> <p>00735858247962 5032037042840</p> <p>1</p>	<p>450W AC miniERP 80+ Gold efficiency power supply spare</p>
	<p>F1U450WPDB 921473</p> <p>00735858247979 5032037042857</p> <p>1</p>	<p>450W AC miniERP 80+ Gold efficiency power supply PDB and Cage spare</p>

2.6 Riser Spares and Accessories

Image	Product Code MM UPC EAN MOQ	Description
	<p>F1US8RISER 916134</p> <p>00735858222426 5032037018975</p> <p>1</p>	<p>1 slot PCI-e Riser. Riser provides: 1 full-size x16 physical x8 electrical slot</p>