



This Technical Advisory describes an issue which may or may not affect the customer's product

Intel Technical Advisory

TA-1011-01

5200 NE Elam Young Parkway
Hillsboro, OR 97124

June 14, 2012

I2C CABLE CONNECTION ISSUE WITH INTEL® SERVER SYSTEM P4208CP4MHGC

Information in this document is provided in connection with Intel products. No license, express or implied, by estoppel or otherwise, to any intellectual property rights is granted by this document. Except as provided in Intel's Terms and Conditions of Sale for such products, Intel assumes no liability whatsoever, and Intel disclaims any express or implied warranty, relating to sale and/or use of Intel products including liability or warranties relating to fitness for a particular purpose, merchantability, or infringement of any patent, copyright or other intellectual property right. Intel products are not intended for use in medical, life saving, or life sustaining applications. Intel may make changes to specifications and product descriptions at any time, without notice. The Intel products described herein may contain design defects or errors known as errata which may cause the product to deviate from published specifications. Current characterized errata are available on request.

Products Affected

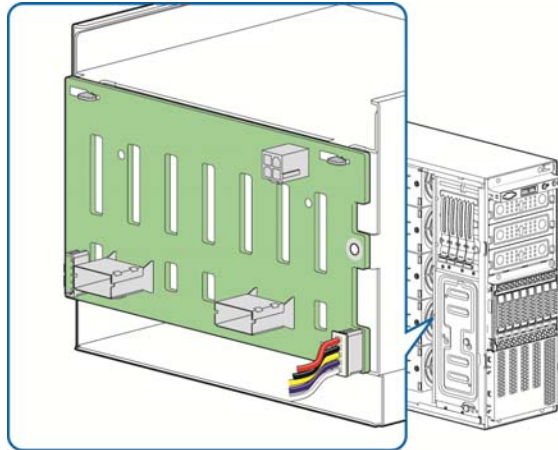
Intel® Server System P4208CP4MHGC, with the MM# and Serial Numbers, listed in the table below:

MM#	From Serial Number	To Serial Number
918995	FZUP2110413	FZUP2110413
918995	FZUP2130004	FZUP2130007
918995	FZUP2130121	FZUP2130121
918995	FZUP2130504	FZUP2130504
918995	FZUP2130506	FZUP2130597
918995	FZUP2130608	FZUP2130608
918995	FZUP2171697	FZUP2171699
918995	FZUP2171702	FZUP2171702
918995	FZUP2171704	FZUP2171706
918995	FZUP2171708	FZUP2171708
918995	FZUP2171710	FZUP2171714
918995	FZUP2171717	FZUP2171751
918995	FZUP2171753	FZUP2171803

Description

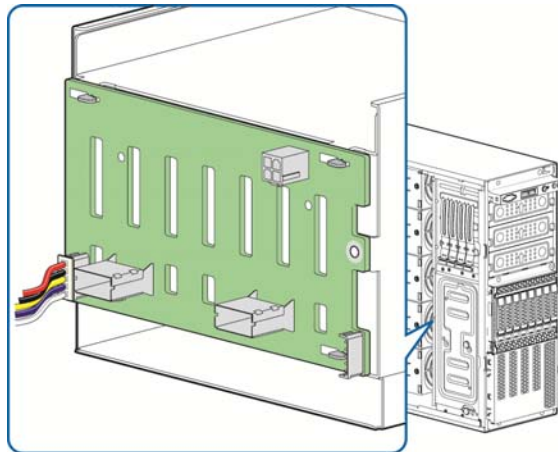
In the Intel® Server System P4208CP4MHGC with the above mentioned Serial Numbers, the I²C cable is connected to the connector labeled "I2C_OUT" on the backplane (Figure 1). However, to install a second backplane in the system, the I²C cable needs to be connected to the connector labeled "I2C_IN" on the original installed backplane (Figure 2).

When installing a second backplane in the Intel® Server System P4208CP4MHGC, the two backplanes need to be cascaded with two I²C cables. The first I²C cable should connect to the "I2C_IN" connector on the first backplane, and the second I²C cable should connect from the "I2C_OUT" connector on the first backplane to the "I2C_IN" connector on the second backplane (Figure 3).



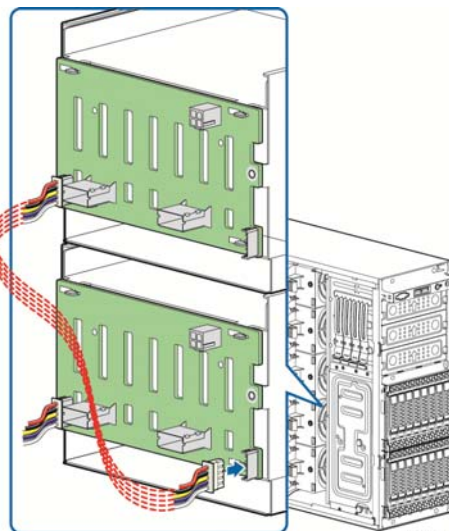
AF004600

Figure 1. I²C cable is connected to the "I2C_OUT" connector



AF004600

Figure 2. I²C cable is connected to the "I2C_IN" connector



AF004598

Figure 3. Cascaded I²C cable connection for two backplanes

Corrective Action / Resolution

Intel is implementing a change in manufacturing to connect the I²C cable to the "I2C_IN" connector on the original backplane in the Intel[®] Server System P4208CP4MHGC, as shown in Figure 2 above.

Workarounds

Customers should connect the I²C cable to the "I2C_IN" connector on the original backplane (Figure 2) in the Intel[®] Server System P4208CP4MHGC.

Please contact your Intel Sales Representative if you require additional information about this issue.

Enterprise Platforms & Services Division
Intel Corporation