


Intel® Server System SR1640TH



Spares/Accessories List and Configuration Guide

A reference guide to assist customers in ordering the necessary components to configure the Intel® Server System SR1640TH



Revision 1.1

May 2010

Enterprise Platforms and Services
Marketing

Revision History

Apr 2010 –Rev 1.0 –Initial release.

May 2010 –Rev 1.1 –remove the Fan from the maintenance kit.

Disclaimer

INFORMATION IN THIS DOCUMENT IS PROVIDED IN CONNECTION WITH INTEL® PRODUCTS. NO LICENSE, EXPRESS OR IMPLIED, BY ESTOPPEL OR OTHERWISE, TO ANY INTELLECTUAL PROPERTY RIGHTS IS GRANTED BY THIS DOCUMENT. EXCEPT AS PROVIDED IN INTEL'S TERMS AND CONDITIONS OF SALE FOR SUCH PRODUCTS, INTEL ASSUMES NO LIABILITY WHATSOEVER, AND INTEL DISCLAIMS ANY EXPRESS OR IMPLIED WARRANTY, RELATING TO SALE AND/OR USE OF INTEL PRODUCTS INCLUDING LIABILITY OR WARRANTIES RELATING TO FITNESS FOR A PARTICULAR PURPOSE, MERCHANTABILITY, OR INFRINGEMENT OF ANY PATENT, COPYRIGHT OR OTHER INTELLECTUAL PROPERTY RIGHT.

Intel products are not intended for use in medical, life saving, life sustaining applications. Intel may make changes to specifications and product descriptions at any time, without notice.

Intel server boards, server chassis, and processors may contain design defects or errors known as errata, which may cause the product to deviate from published specifications. Current characterized errata are available on request.

Intel, Intel Xeon, Pentium, and the Intel logo are trademarks or registered trademarks of Intel Corporation or its subsidiaries in the United States and other countries.

*Other names and brands may be claimed as the property of others.

Copyright © 2010, Intel Corporation

1. System Product Order Codes

1.1 Product Descriptions – Overview

The Intel® Server System SR1640TH is available to order in one SKU:


- **Intel® Server System SR1640TH***. Customer orders an integrated system. This is a complete system and does not require additional parts**

*Chassis will not be offered separately

**All systems do not include Processors, DDR3 main memory, hard drives, and other customer configuration items

1.2 System Product Order Codes


Not included in systems: Processors, DDR3 main memory, hard drives, and other customer configuration items are not included in below SKUs.

Image	Product Code MM	Description	Minimum Order Quantity
	SR1640TH MM# 907752	Intel® Server System SR1640TH Includes: <ul style="list-style-type: none"> • Two units of Intel® Server Board S3420TH • Intel® Server Chassis SR1640, specific 1U chassis, support for up to four fixed 3.5" hard drives • Two units of 450W high-efficiency power supply • Cables: <ul style="list-style-type: none"> • Two front panel cables • Two USB cable • Two SATA cables • Two HDD power cables • Two ID LED cables • System fan assembly, including six system fans and twenty-four fan mounts • Rack handles • Four UP 1U passive heat sinks • Two air ducts • RoHS Declaration Documentation 	1





		<ul style="list-style-type: none"> • Attention Document • Quick Start Guide • Quick reference label • Resource CD with utilities, drivers, documentation and technical information <p>Note: No AC power cords are included</p>	
	SR1640THNA MM# 905821	Same as SR1640TH but with North American power cord.	1


2. Spares and Accessories Order Codes

2.1 Board Spares and Accessories

Image	Product Code MM	Description	Minimum Order Quantity
	FSR1640BRD MM# 907758	S3420TH board spare Note: It's only for customer dead board replacement, not a separate board SKU	1

2.2 System Spares and Accessories

Image	Product Code MM	Description	Minimum Order Quantity
	AXXRMM3LITEV MM# 907787	Intel® Remote Management Module 3 Lite vertical version	4
	FTH450WPS MM# 907753	Spare 450W power supply for SR1640TH	1
	FSR1640FANKIT MM# 907788	SR1640TH system fan spare kit, including: <ul style="list-style-type: none"> fan four fan mounts 	6
	FSR1640PMKIT MM# 907755	SR1640TH Preventative Maintenance Kit, including: <ul style="list-style-type: none"> Two SR1640TH front panel assembly, includes: (1) front panel board, (1) screw, (1) front panel supporting plate One SR1640TH cable assembly, includes (1) SATA cables, (1) FP cable, (1) FP USB cable, (1) HDD power 	1

		cable, (1) ID LED cable	
	<p>FPWRCABLENA MM# 879287</p>	<p>North American Power Cord Spare</p>	<p>1</p>

End of Configuration Guide