

Intel AppUpSM Small Business Service


Built on the Intel[®] Hybrid Cloud Platform
User Guide – CXO Workspace*

CXO WorkSpace* Communications Voice services console is supported on these appliances:

- Windows SBS* 2008
- Windows SBS* 2011

Installation of the Voice Services console is required prior to utilizing these appliances.

To confirm installation status, open the Application tab of the appliance (thru Intel[®] Hybrid Cloud server manager) and look for this icon:

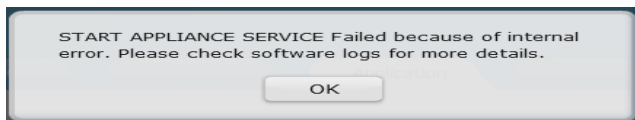


This screen shot of Voice Services icon shows the power state as off or not running. Follow these instructions to activate the application:

1. Click on white color button left side of red color OFF button.



2. This error message will be generated:

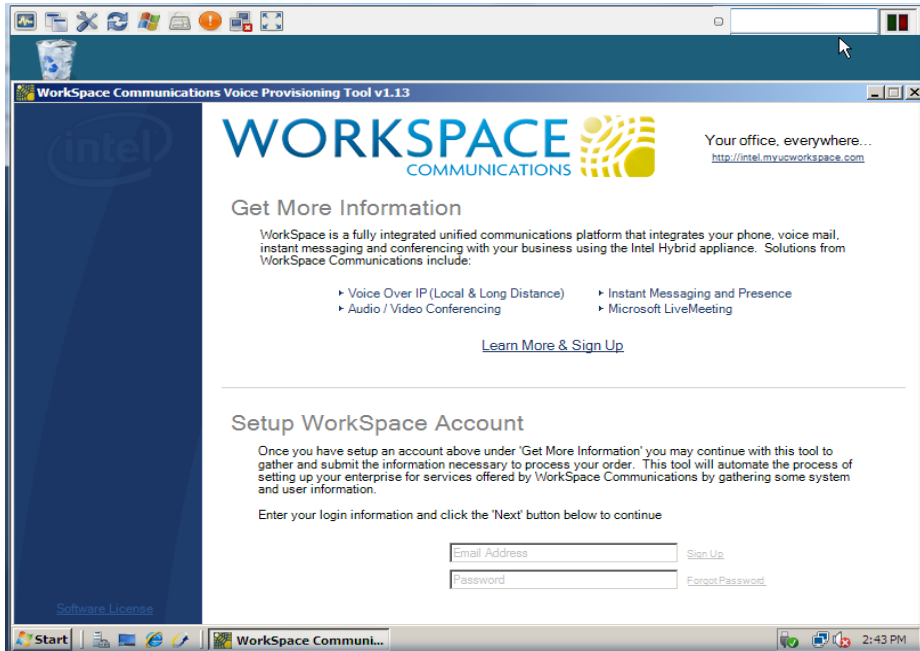


3. Click 'OK'
4. Go to Logs tab in Intel[®] Hybrid Cloud server manager.


- In logs, user will see the following message. Please note - This is a known and expected behavior.

Unable to start the `CXO Workspace` service `Error: CXO Workspace application service cannot be started. Please login to the appliance and launch the application manually.

- Follow log error message by logging into appliance.
- Launch Voice Services Console from shortcut on desktop.



- Go back to Application tab of appliance and click on 'Refresh' button.



- Power state is now active and running.