





## 1). Set System Jumpers

**NOTE :** Users are not encouraged to change the jumper settings not listed in this manual. Changing the jumper settings improperly may adversely affect system performance.

### ***ECP DMA Selection: ECP 1, ECP2***

These two jumpers allow you to select the ECP DMA channel.

	ECP1	ECP2
DMA1 (Default)	 1	 1
DMA3	 1	 1

### ***LAN Function Enable: JL1***

This jumper allows you to disable the onboard LAN function.



Enable (Default)



Disable

### ***VT82C496G Chip Version Selection: JP1***

When the CG version is onboard, this jumper is set at the pin pair 2-3; if other version is installed, set at 1-2.



CG Version



Others