
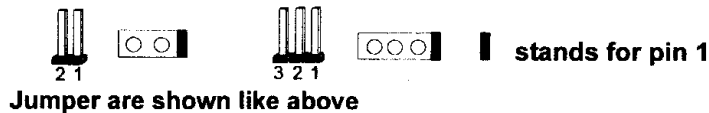
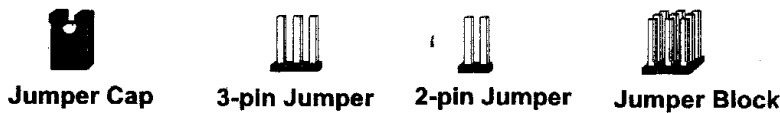


Mainboard Settings

The PT-2200 has several user-adjustable jumpers on the board that allow you to configure your system to suit your requirements. This chapter contains information on the various jumper settings on your mainboard.

Jumpers (in alphabetical order)

Jumpers are used to select the operation modes for your system. Some jumpers on the board have three metal pins with each pin representing a different function. To “set” a jumper, a black cap containing metal contacts is placed over the jumper pin/s according to the required configuration. A jumper is said to be “shorted” when the black cap has been placed on one or two of its pins. The types of jumpers used in this manual are shown below:



NOTE : Users are not encouraged to change the jumper settings not listed in this manual. Changing the jumper settings improperly may adversely affect system performance.